

Real Bosch!

Professional Blue Power Tools For Trade & Industry



Range for 2012



BOSCH

Invented for life

www.bosch-professional.com

Your success is our goal



Josef M. Ortolf, Senior Vice President
Product Group Bosch Blue Europe, Near/Middle East and Africa

Ever more construction projects have to be done in ever less time. As a professional, you are therefore expected to deliver speed, reliability and endurance. So your expectations of our power tools are just as high.

We are fully committed to meeting this challenge. Our aim is to provide trade and industry professionals with power tools that enable you to make full use of your skills – even in the most difficult conditions. The blue power tools from Bosch are impressive, delivering the highest precision, reliability and robustness. Together with our comprehensive range of accessories, they give you everything you need to achieve professional work results that you can be proud of.

Developed for professionals

In order to be able to react to new requirements even faster, Bosch has for years been working very closely with the trades when it develops new power tools. So your knowledge and experience are directly incorporated into the development of our new products.

Tested by professionals

Professional blue power tools from Bosch are tested by professionals in the toughest conditions on major construction sites and in workshops all over Europe. We're not satisfied until you are.

Blue power tools from Bosch: Convincing solutions for trade and industry.

Yours sincerely,



Josef M. Ortolf
Senior Vice President
Product Group Bosch Blue Europe,
Near/Middle East and Africa

Summary of contents

Services	6
New products – Power tools	8
New products – Measuring technology	14
New products – Accessories	16

1 Cordless tools 18

Three advantages – One system	20
Overview of Bosch lithium-ion cordless screwdrivers, drill/drivers and combis	22
3.6 Volt series	24
10.8 Volt series	25
14.4 and 18 Volt lightseries	33
dynamicseries	36
robustseries	40
Other lithium-ion cordless tools	47
36 Volt series	52
Other cordless tools (12 – 18 Volt)	55

2 Impact drills, drills, screwdrivers, tile working 56

Impact drills	58
Drills	62
Magnetic drill stand	65
Angle drill	65
Stirrers	66
Depth stop screwdrivers	66
Drywall screwdrivers	67
Impact wrenches	68
Tile router	69
Tile dock	70
Tile drill cutter	71

3 Rotary and demolition hammers 72

Range of applications for rotary and demolition hammers	74
Dust extraction hammer with SDS-plus	76
Rotary hammers with SDS-plus	76
Rotary hammers with SDS-max	79
Demolition hammer with SDS-plus / SDS-max	81
Breakers	82

4 Diamond technology 84

Diamond drills	86
Drill stand	88
Concrete grinder	88
Wall chasers	89

5 Angle grinders and metalworking 90

Range of applications for angle grinders and metalworking	92
720 W – 1500 W angle grinders	94
2200 W – 2600 W angle grinders	99
Polisher	102
Straight grinders	103
Double-wheeled bench grinders	105
Shears	106
Nibblers	107
Jigsaw	107

6	Woodworking	108	9	Benchtop tools	140
	Random orbit sanders	110		Sliding mitre saws	142
	Orbital sanders	112		Mitre saws	144
	Belt sander	113		Combination saw	144
	Multi-cutters	114		Saw stands for mitre and combination saws	145
	Delta sander	115		Table saws	146
	Multifunction router / Router	115		Saw stands for table saws	148
	Routers	116		Metal cut-off saw	149
	Palm router	116		Accessories for benchtop tools	150
	Biscuit jointer	117	10	Dust extractors, glue guns, heat guns	152
	Planers	117		Dust extractors	154
	Overview of multi-cutter accessories	118		Glue gun	156
				Heat guns	156
7	Saws	122	11	Measuring technology	158
	Jigsaws	124		Detectors	160
	Foam rubber cutter	126		Point lasers	162
	Plunge circular saw	127		Surface laser	163
	Guide rails	128		Tile laser	166
	Accessories for guide rails	129		Rotation lasers	167
	Hand-held circular saws	131		Optical levels	169
	Electric chainsaws	134		Laser rangefinders	170
	Power hand saw	134		Digital angle measurers	171
	Sabre saws	135		Digital inclinometers	172
8	Pneumatic nailers	136		Laser receivers	172
	Pneumatic stapler	138		Remote controls	173
	Pneumatic nailers	138		Building tripods / Tripod adapter	174
				Other accessories	175
				Other overviews	185
				Tool index	185

Our service – Your safety

Preparing you for anything

We also set standards when it comes to the service for power tools. Comprehensive warranty services for trade and industry, online availability around the clock, comprehensive training and advice services, and an exemplary spare parts service. All of this to ensure that you and your customers are completely satisfied.

Providing you with fast and totally up-to-date information online

The complete Bosch product range, services and a lot of other interesting information can be found at:
www.bosch-professional.com.

The website is easy and quick to use and always delivers the latest data because it is constantly updated. If you want to be up-to-date at all times: the Bosch Online Catalogue makes it possible for you.

The unique Bosch Training Offer

Whether it be practical seminars, correspondence courses, manuals or the internet – Bosch also offers training courses and media specially designed for specialised trade companies and technical colleges. Further information can be obtained from the Bosch Customer Service or on the internet.



**“E-Learning Campus”,
the largest interactive
knowledge portal**

Immerse yourself in the fascinating world of power tools. Technology is brought to life in this portal. You can view online animations, functional drawings and explanations – quickly and easily with a click. More information at www.powertool-portal.com.

**The Bosch Application
Consultancy –
at your service 5 days a week**

The Bosch Customer Care Team provides you with quick and competent advice on any questions you may have about professional blue power tools and their application.

**10-year spare parts
availability**

Bosch keeps spare parts available for at least 10 years. This means that even older tools are ready for use again in record time.

New products from Bosch – Always one step ahead

As a professional, you are faced with new challenges every day. Bosch helps you to meet these requirements. With new and innovative products that have been developed by working closely together with professionals from trade and industry. So you are always one step ahead with the new Bosch blue products.

NEW! Depth stop screwdrivers



GSR 6-25 TE
Professional
depth stop
screwdriver
▶ P. 66



GSR 6-45 TE
Professional
drywall screwdriver
▶ P. 67



GSR 6-60 TE
Professional
depth stop
screwdriver
▶ P. 66



MA 55 collated
screwgun attachment
for GSR 6-25 TE
and 6-45 TE
Professional
▶ P. 67

NEW! Tile working



GCT 115
Professional
tile drill cutter
▶ P. 71

NEW! Rotary hammers and demolition hammer



GBH 2-24 D
Professional
rotary hammer
with **SDS-plus**
▶ P. 76

GBH 2-24 DF
Professional
rotary hammer
with **SDS-plus**
▶ P. 76

GBH 8-45 DV
Professional
rotary hammer
with **SDS-max**
▶ P. 80

GSH 11 VC
Professional
demolition
hammer with
SDS-max
▶ P. 81

NEW! Cordless tools



10.8 Volt series



GOS 10,8 V-LI
Professional
cordless inspection camera
▶ P. 28



GWB 10,8-LI
Professional
cordless angle drill/driver
▶ P. 26



GUS 10,8 V-LI
Professional
cordless universal shear
▶ P. 30

14.4/18 Volt lightseries



GBH 14,4 and 18 V-LI Compact
Professional
cordless rotary hammers
▶ P. 35

Other 14.4 and 18 volt cordless tools



GCB 18 V-LI
Professional
cordless band saw
▶ P. 49



GSK 18 V-LI
Professional
cordless nailer
▶ P. 50



GGS 18 V-LI
Professional
cordless straight grinder
▶ P. 47



GHO 14,4 and 18 V-LI
Professional
cordless planers
▶ P. 50

NEW! Woodworking and saws



GEX 125-150 AVE
Professional
**random orbit
sander**

► P. 110



GOP 300 SCE
Professional
multi-cutter

► P. 114



GST 140 CE
Professional
jigsaw

► P. 124



GST 140 BCE
Professional
jigsaw

► P. 124



GKS 65 GCE
Professional
hand-held circular saw

► P. 132



GKS 55 GCE
Professional
hand-held circular saw

► P. 133



**FSN 800, FSN 1100,
FSN 1600, FSN 2100,
FSN 3100**

Professional
guide rails

► P. 128/129



GKS 85 G
Professional
hand-held circular saw

► P. 131



GKT 55 GCE
Professional
plunge circular saw

► P. 127

NEW! Pneumatic nailers



GCN 45-15
Professional
pneumatic nailer
▶ P. 139



GSN 100-34 DK
Professional
pneumatic nailer
▶ P. 139



GSK 64-34
Professional
pneumatic nailer
▶ P. 138



GTA 600
Professional
saw stand
▶ P. 148



GTA 6000
Professional
saw stand
▶ P. 148


NEW! Benchtop tools



GCM 12 GDL
Professional
gliding mitre saw
▶ P. 143



GTS 10 J
Professional
table saw
▶ P. 146



GTS 10 XC
Professional
table saw
▶ P. 147

NEW!

Angle grinders and metalworking



GWS 9-115
GWS 9-125
Professional
angle grinders

► P. 95



GWS 11-125
Professional
angle grinder

► P. 95



GWS 12-125 CI
GWS 12-125 CIE
Professional
angle grinders

► P. 96



GWS 24-180 JH
GWS 24-230 JH
Professional
angle grinders

► P. 101



GWS 15-125 CI
GWS 15-125 CIE
GWS 15-125 CIT
GWS 15-150 CI
Professional
angle grinders

► P. 96/97



GWS 26-180 LVI
GWS 26-230 LVI
Professional
angle grinders

► P. 100



GBG 6
Professional
double-wheeled
bench grinder

► P. 105

Available from 09/2012



GBG 8
Professional
double-wheeled
bench grinder

► P. 105

Available from 09/2012



GST 25 Metal
Professional
metal jigsaw

► P. 107

New measuring technology products from Bosch – Real innovations

Bosch's new measuring technology products have been developed by working closely together with the trades, and are precisely tailored to the requirements of the construction industry. All of Bosch's new products combine the highest precision with the easiest handling, so that you can use your skills to the full – for professional work results.

NEW! Detectors



GMS 100 M
Professional
metal detector

► P. 160



D-tect 150
Professional
wallscanner

► P. 161



D-tect 150 SV
Professional
wallscanner

► P. 161

NEW! Surface laser



GSL 2
Professional
surface laser
► P. 163

NEW! Line and point laser



GCL 25
Professional
line and point laser
► P. 162

NEW! Laser rangefinders



GLM 50
Professional
laser rangefinder
► P. 170



GLM 80
Professional
laser rangefinder
► P. 170



R 60
Professional
measuring rail
► P. 180



Everything from a single source. Professional accessories from Bosch.

Bosch offers a universal range comprising more than 8,000 products for every range of applications, all target groups and every price level.

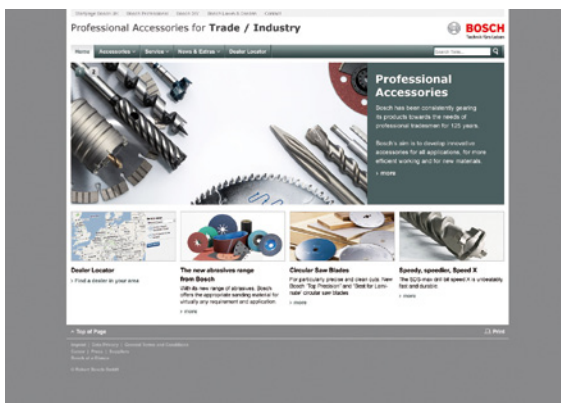
Thanks to its own research and development centres, Bosch is the leading manufacturer and supplier of abrasives, hammer drill bits, chisels, circular saw blades, accessories for multi-cutters, jigsaw and sabre saw blades, diamond accessories, holesaws and screwdriver bits.

New!

Professional Bosch accessories online

- ▶ Find the right accessory at all times thanks to the professional selection guide*
- ▶ All technical information at a glance
- ▶ More about our latest innovations at <http://www.bosch-pt.com/>

* Available for selected product lines





The new circular saw blade range

Top precision guaranteed

- ▶ Circular saw blades for hand-held circular saws, mitre saws, through to benchtop tools
- ▶ The sharpest and hardest teeth for perfect cuts
- ▶ More at <http://www.bosch-precision.com/>



The new diamond accessories

Top of the rankings for speed

- ▶ Optimised performance and appropriate for all machines
- ▶ Solutions for all applications
- ▶ More at <http://www.bosch-diamond.com/>



Accessories for multi-cutters

Powerful performance

- ▶ Time-saving and precise work with multi-cutter power tools
- ▶ Perfect trimming, adjusting and repairing
- ▶ More at <http://www.bosch-multi.com/>



1

Cordless tools



Powerful and compact

Professional cordless tools from Bosch

Bosch's cordless tools impress with their power and their lightweight, compact design. This is made possible by the Bosch Premium lithium-ion technology. Your advantage: more power, longer battery runtimes and better handling. Bosch is also the first manufacturer to offer you a comprehensive product system with lithium-ion technology in every voltage class.

Professional power in every voltage class – the Bosch cordless classes:

- ▶ **3.6 Volt series**
Professional performance and the smallest size.
- ▶ **10.8 Volt series**
Always within reach due to compact size.
- ▶ **14.4 Volt and 18 Volt lightseries**
The lightest cordless tools in their class.
- ▶ **dynamicseries**
Unbeatable battery runtime.
- ▶ **robustseries**
Extremely robust cordless tools.
- ▶ **36 Volt series**
As powerful as corded.



Tested by professionals: the GBH 36 VF-LI Professional cordless rotary hammer

"It's not unusual for us to have to drill 15,000 holes per job. This rotary hammer from Bosch has absolutely convinced my employees with its power and battery runtime."

Meinolf J. Döppeler, contractor

1

Cordless tools

powered by
Li-Ion
technology



Product video

Innovative battery technology



▶ **Bosch high-performance battery cells**

Extremely resilient with the lowest energy loss

▶ **Bosch Electronic Cell Protection (ECP)**

For a long lifetime

▶ **Bosch Flexible Power System**

For adapting runtime and weight

Compact, powerful cordless tools



▶ **Extremely compact design** and the best ergonomics

▶ **Optimum combination of power and weight** for the best handling and fast work progress

▶ **Professional power in every voltage class** (3.6 to 36 Volt)

Intelligent transport and storage system



▶ **Unbeatably easy system of clicking together and separating** the different L-BOXXes

▶ **Four L-BOXX sizes and comprehensive accessories** for optimum storage

▶ **Exclusively compatible with Sortimo** in-vehicle equipment systems

Three advantages – One system

For mobile use, Bosch offers you a complete system consisting of three components. High-performance cordless tools in every voltage class, an intelligent transport and storage system, and the extremely powerful Bosch Premium lithium-ion technology.



Bosch-L-BOXX.

The intelligent transport and storage system.

Its key advantages: versatile, fully splash-protected, problem-free transport and the easiest handling thanks to a revolutionary click lock mechanism. Its special bonus feature: it is fully compatible with the German TÜV-tested in-vehicle equipment system from Sortimo.

More information at www.bosch-l-boxx.com

Unique: Bosch Flexible Power System



The optimum battery pack for every job. Unique choice between two different high-performance batteries per voltage class. Premium battery (3.0 Ah) for longer battery runtime or lightweight Compact batteries for even more comfortable working (1.3 Ah and New! with 1.5 Ah for even more battery runtime).

Overview of Bosch lithium-ion cordless screwdrivers, drill/drivers and combis







36 Volt series
















As powerful as corded

14.4/18 Volt robustseries

Extremely robust

Power (max. torque)	78 – 80 Nm
Weight (depending on version)	2.5 – 3.2 kg
Size/compactness (head length)	254 mm/270 mm (GSR/GSB) 
Main trades	<ul style="list-style-type: none"> ▶ Tilers ▶ Carpentry ▶ ...
Example applications	<ul style="list-style-type: none"> ▶ Applications with large screw and drilling diameters, e.g. prefabricated house construction ▶ Drilling holes with core cutters in masonry (GSB)
Drill chuck	13 mm 
ECP (Electronic Cell Protection)/EMP (Electronic Motor Protection)	Yes/No
Drilling diameter in wood (optimum/max.)	14 – 28 mm/50 mm
Screw diameter in wood (optimum/max.)	6 – 10 mm/12 mm
Flexible Power System (compatible batteries)	1.3/2.6 Ah 
	 

Power (max. torque)	75 – 85 Nm
Weight (depending on version)	1.9 – 2.2 kg
Size/compactness (head length)	213 mm/228 mm (GSR/GSB) 
Main trades	<ul style="list-style-type: none"> ▶ Prefab assembly ▶ Tilers ▶ Gardening and landscaping ▶ Metal construction ▶ Carpentry ▶ ...
Example applications	<ul style="list-style-type: none"> ▶ Applications with large screw and drilling diameters, e.g. prefabricated house construction ▶ Driving rows of screws ▶ Drilling holes with core cutters in masonry (GSB)
Drill chuck	13 mm (metal) 
ECP (Electronic Cell Protection)/EMP (Electronic Motor Protection)	Yes/Yes
Drilling diameter in wood (optimum/max.)	10 – 26 mm/45 mm
Screw diameter in wood (optimum/max.)	5 – 8 mm/10 – 12 mm
Flexible Power System (compatible batteries)	1.3/2.6/3.0 Ah 
	    

* Not available as standard version.




Construction phase **Phase 1 – Structural work**

14.4/18 Volt		10.8 Volt series	3.6 Volt series
14.4/18 Volt dynamicseries		14.4/18 Volt lightseries	
Extreme battery runtime		Extremely lightweight	
53 – 67 Nm		38 – 45 Nm	
1.5 – 1.9 kg		1.3 – 1.5 kg	
185 mm/195 mm (GSR/GSB)		196 mm/204 mm (GSR/GSB)	
<ul style="list-style-type: none"> ▶ Joiners ▶ Electrical installation ▶ Tilers ▶ Gardening and landscaping ▶ Caretaker service/maintenance ▶ HVAC ▶ ... 		<ul style="list-style-type: none"> ▶ Electricians ▶ HVAC ▶ Interior fitting/acoustic construction ▶ Cabinet makers ▶ Carpenters ▶ ... 	
<ul style="list-style-type: none"> ▶ Driving rows of screws, e.g. wooden patio construction, wooden frame construction, stud frames ▶ Drilling holes in tiles and tileware ▶ Drilling holes in masonry (GSB) 		<ul style="list-style-type: none"> ▶ Furniture fitting ▶ Fitting suspended ceilings ▶ Drilling holes in masonry (GSB) for fitting cables, cable ducts 	
13 mm		10 mm	
Yes/No		Yes/No	
6 – 14 mm/35 mm		6 – 12 mm/29 mm	
3 – 7 mm/8 mm		3 – 6 mm/8 mm	
1.3/2.6/3.0 Ah		1.3/2.6/3.0 Ah	
* Not available as standard version.		* Not available as standard version.	
Extremely compact		Maximum power in trouser-pocket size	
13 – 30 Nm		10 Nm	
0.8 – 0.95 kg		0.5 kg	
143 mm/169 mm		158 mm	
<ul style="list-style-type: none"> ▶ Kitchen construction ▶ Electricians ▶ Shopfitting/exhibition stand construction ▶ Cabinet makers ▶ ... 		<ul style="list-style-type: none"> ▶ Cabinet makers ▶ Electricians ▶ Interior designers ▶ ... 	
<ul style="list-style-type: none"> ▶ Furniture fitting, small screwdriving applications ▶ Switch cabinet construction 		<ul style="list-style-type: none"> ▶ Driving small screws ▶ Light-duty fitting and small electrical jobs 	
1/4" HEX (GSR 10,8-Li)/ 10 mm (GSR 10,8-2-Li)		1/4" HEX	
Yes/No		Yes/No	
4 – 8 mm/19 mm		–	
3 – 6 mm/7 mm		3 – 4 mm/5 mm	
1.3 Ah		1.3 Ah	
1.3 Ah		1.3 Ah	



Phase 2 – Interior fitting



Phase 3 – Finishing work

1

Cordless Tools – 3.6 Volt series

Cordless screwdriver



GSR Mx2Drive Professional cordless screwdriver

Maximum power in trouser-pocket size

- ▶ Maximum power: innovative 2-speed gearbox allows for the gear to be changed without interruption by the on/off switch, and provides a powerful 10 Nm
- ▶ Fast and precise due to optimum gear ratio: fast driving in 2nd gear (0 – 580 rpm) – precise and flush driving in 1st gear (150 rpm)
- ▶ Extremely compact: very short head length (only 158 mm) and low weight (only 0.5 kg) – fits in any trouser pocket

Cordless screwdriver

GSR Mx2Drive Professional



Product video



Technical data	
Battery voltage	3.6 V
Max. torque (hard screwdriving applications)	10 Nm
No-load speed (1st gear / 2nd gear)	150 / 0 – 580 rpm
Max. screw diameter	5 mm
Max. drilling diameter in wood	5 mm
Weight including battery	0.5 kg
Part number	0 601 9A2 101
Comes complete with	2 x 1.3 Ah Li-Ion batteries AL 1115 CV 60-minute quick charger Box (plastic box)

Cordless tools – 10.8 Volt series

Cordless drill/driver
Cordless screwdriver

1

GSR 10,8-2-LI Professional Cordless drill/driver

The shortest, powerful tool in the 10.8 volt class

- ▶ At 169 mm it has the shortest design in its class for optimum handling, especially when performing drilling and screwdriving applications overhead and in tight spaces
- ▶ Professional performance: 2-speed gearbox ensures a powerful 30 Nm when drilling (up to 19 mm) and screwdriving (up to 7 mm)
- ▶ Professional quality 10-mm Auto-Lock drill chuck



Cordless drill/driver / Cordless screwdriver



Product video

GSR 10,8-2-LI Professional



GSR 10,8-LI Professional



Technical data		
Battery voltage	10.8 V	10.8 V
Max. torque (hard screwdriving applications)	30 Nm	30 Nm
No-load speed (1st gear / 2nd gear)	0 – 350 / 1,300 rpm	0 – 350 / 1,300 rpm
Max. screw diameter	7 mm	7 mm
Max. drilling diameter in wood	19 mm	19 mm
Weight including battery	0.95 kg	0.8 kg
Part number	0 601 868 102	0 601 992 902
Comes complete with	2 x 1.3 Ah Li-Ion batteries AL 1130 CV quick charger L-BOXX	2 x 1.3 Ah Li-Ion batteries AL 1115 CV 60-minute quick charger L-BOXX

1

Cordless tools – 10.8 Volt series

Cordless angle drill/driver

Cordless angle driver

Cordless angle drill/driver**GWB 10,8-LI**

Professional

New!

Product video

**Technical data**

Battery voltage	10.8 V
Max. torque (hard screwdriving applications)	11 Nm
No-load speed (1st gear / 2nd gear)	0 – 1,300 rpm
Max. screw diameter	6 mm
Weight including battery	1.2 kg
Part number	0 601 390 904
Comes complete with	2 x 1.3 Ah Li-Ion batteries AL 1130 CV quick charger L-BOXX

Cordless angle driver**GWI 10,8 V-LI**

Professional

**Technical data**

Battery voltage	10.8 V
Max. torque (hard screwdriving applications)	13 Nm
Max. screw diameter	5 mm
Max. drilling diameter in wood	10 mm
Weight including battery	1.1 kg
Part number	0 601 360 U06
Comes complete with	2 x 1.3 Ah Li-Ion batteries AL 1130 CV quick charger L-BOXX

Cordless tools – 10.8 Volt series

Cordless impact driver
Cordless worklight

1

Cordless impact driver

GDR 10,8-LI
Professional



Technical data	
Battery voltage	10.8 V
Max. torque (hard screwdriving applications)	105 Nm
Screw diameter	M4 – M12
Toolholder	1/4" internal hexagon
Weight including battery	1.0 kg
Part number	0 601 9A6 972
Comes complete with	2 x 1.3 Ah Li-Ion batteries AL 1130 CV quick charger L-BOXX

Cordless worklight

GLI 10,8 V-LI
Professional



Technical data	
Battery voltage	10.8 V
Runtime	450 mins
Weight including battery	0.3 kg
Part number	0 601 437 U00
Comes complete with	Supplied without battery/charger

1

Cordless tools – 10.8 Volt series Cordless inspection camera



New!

**GOS 10,8 V-LI Professional
cordless inspection camera**

Fast problem analysis in hard-to-reach areas

- ▶ Realistic image rendering on 2.7" LCD display with high resolution
- ▶ Bright Power LED for optimum illumination in dark areas
- ▶ Extra-long, waterproof camera cable (122 cm) with small camera head for a flexible range of applications

Cordless inspection camera

GOS 10,8 V-LI
Professional
New!



Product video



Technical data	
Battery voltage	10.8 V
Display size	2.7"
Display resolution	320 x 240 px
Camera head diameter	17 mm
Length of camera cable	122 cm
Part number	0 601 241 004
Comes complete with	Supplied without battery/charger Video-out cable, magnet, hook, mirror Carton (with L-BOXX inlay)

Cordless tools – 10.8 Volt series

Cordless multi-cutter

1

GOP 10,8 V-LI Professional cordless multi-cutter

Perfect trimming, adjusting, repairing

- ▶ Wide range of applications such as plunge cuts, flush sawing and sanding due to comprehensive range of accessories
- ▶ Excellent handling due to compact design and weight of only 1.0 kg
- ▶ Up to 20,000 oscillations per minute for the same professional performance as comparable mains-powered tools

A detailed accessories overview for multi-cutters starts on page 118



Cordless multi-cutter

GOP 10,8 V-LI Professional



Product video



Technical data	
Battery voltage	10.8 V
No-load speed	5,000 – 20,000 rpm
Oscillation angle on left/right	1.4°
Weight including battery	1.0 kg
Part number	0 601 858 00B
Comes complete with	2 x 1.3 Ah Li-Ion batteries AL 1130 CV quick charger Sanding plate with sanding paper Universal adapter 3 plunge-cutting saw blades, L-BOXX

1

Cordless tools – 10.8 Volt series

Cordless universal shear

Cordless sabre saw

Cordless universal shear**GUS 10,8 V-LI**

Professional

New!

Product video



Technical data	
Battery voltage	10.8 V
Battery capacity	1.3 Ah
No-load stroke rate	700 spm
Cutting performance/battery charge (4 mm PVC)	200 m
Weight including battery	1.0 kg
Part number	0 601 9B2 900
Comes complete with	2 x 1.3 Ah Li-Ion batteries AL 1130 CV quick charger GUS deep-drawn inlay L-BOXX

Cordless sabre saw**GSA 10,8 V-LI**

Professional



Product video



Technical data	
Battery voltage	10.8 V
Battery capacity	1.3 Ah
Stroke lengths	14.5 mm
Weight including battery	1.2 kg
Part number	0 601 64L 901
Comes complete with	2 x 1.3 Ah Li-Ion batteries AL 1130 CV quick charger Saw blade for metal S 522 EF Saw blade for wood and metal S 511 DF L-BOXX

Cordless tools – 10.8 Volt series

Sabre saw blades for GSA 10,8 V-LI

1

Sabre saw blades for GSA 10,8 V-LI Professional



1/12" universal shank

Sheet metals, thin [mm]	Sheet metals, thick [mm]	Tooth spacing [mm] / TPI	Dimensions LxWxT [mm]	PQ	MOQ	Part number
S 522 AF BIM, wavy set, milled		flexible Metal				
0.7 – 3	–	1 / 24	100 x 19 x 0.9	2	5	2 608 656 267
				5	5	2 608 656 010
S 522 EF BIM, side set, milled		flexible Metal				
1.5 – 4	–	1.4 / 18	100 x 19 x 0.9	2	5	2 608 657 721
				5	5	2 608 656 012
S 422 BF BIM, side set, milled		flexible Metal				
–	1.5 – 6	1.4 / 18	100 x 19 x 0.9	2	5	2 608 656 268
				5	5	2 608 656 253
S 522 BF BIM, side set, milled		flexible Metal				
–	3 – 8	1.4 / 18	100 x 19 x 0.9	2	5	2 608 656 269
				5	5	2 608 656 011

Wood with nails/metal [mm]	Wooden boards, chip-board [mm]	Plastics: pipes, profiles [mm]	Glass fibre reinforced plastic/epoxy [mm]	Tooth spacing [mm] / TPI	Dimensions LxWxT [mm]	PQ	MOQ	Part number
S 511 DF BIM, side set, milled		flexible Wood+Metal						
< 50	< 50	< 50	< 50	4.3 / 6	100 x 19 x 0.9	2	5	2 608 657 722
						5	5	2 608 657 723

TPI = teeth per inch

PQ = pack quantity / MOQ = minimum order quantity (minimum order quantity per PQ/part number)

1

Cordless tools – 10.8 Volt series

Sabre saw blades for GSA 10,8 V-Li
Cordless metal shear

Sabre saw blades for GSA 10,8 V-Li Professional



1/12" universal shank

Inox sheets [mm]	Inox profiles [mm]	Glass fibre reinforced plastic/ epoxy [mm]	Tooth spacing [mm] / TPI	Dimensions LxWxT [mm]	PQ	MOQ	Part number
		special INOX					
S 518 EHM TC, ground	< 50	< 50	1.4 / 18	115 x 19 x 1.0	2	1	2 608 650 974

Plasterboard /Fermacell® [mm]	Tooth spacing [mm] / TPI	Dimensions LxWxT [mm]	PQ	MOQ	Part number		
		special Plaster					
S 528 DF BIM, side set, milled	4.3 / 6	100 x 19 x 0.9	2	5	2 608 657 724		
			5	5	2 608 657 725		

TPI = teeth per inch

PQ = pack quantity / MOQ = minimum order quantity (minimum order quantity per PQ/part number)

Cordless metal shear

GSC 10,8 V-Li Professional



Product video



Technical data	
Battery voltage	10.8 V
Max. cutting capacity in steel (400 N/mm ²)	1.3 mm
Max. cutting capacity in aluminium (250 N/mm ²)	2.0 mm
No-load stroke rate	3,600 spm
Weight including battery	1.4 kg
Part number	0 601 926 103
Comes complete with	2 x 1.3 Ah Li-Ion batteries AL 1130 CV quick charger Alignment gauge Allen key, L-BOXX

Cordless tools – 14.4/18 Volt lightseries Cordless drill/drivers

1

GSR 14,4 and 18-2-LI Professional
cordless drill/drivers

The lightest cordless drill/drivers in their class

- ▶ Lowest weight: only 1.3 kg (14.4 Volt) for perfect handling and low-fatigue working
- ▶ Newly developed 2-speed planetary gearbox for a powerful and versatile range of applications when screwdriving and drilling
- ▶ Unique Bosch Premium lithium-ion technology for 400% longer lifetime



Cordless drill/drivers



Product video

GSR 14,4-2-LI Professional



lightseries



GSR 18-2-LI Professional



lightseries



Technical data

Battery voltage	14.4 V	18 V
Max. torque (hard screwdriving applications)	38 Nm	45 Nm
No-load speed (1st gear / 2nd gear)	0 – 400 / 1,250 rpm	0 – 400 / 1,300 rpm
Max. screw diameter	7 mm	8 mm
Max. drilling diameter in wood	25 mm	29 mm
Weight including battery	1.3 kg	1.4 kg
Part number	Not available	Not available
Comes complete with	2 x 1.3 Ah Li-Ion batteries AL 1820 CV quick charger L-BOXX	2 x 1.3 Ah Li-Ion batteries AL 1820 CV quick charger L-BOXX

1

Cordless tools – 14.4/18 Volt lightseries

Cordless combis



GSB 14,4 and 18-2-LI Professional cordless combis

The lightest cordless combis in their class

- ▶ Lowest weight: only 1.4 kg (14.4 Volt) for perfect handling and low-fatigue working
- ▶ Newly developed 2-speed planetary gearbox for powerful screwdriving and drilling applications in wood and metal, and impact drilling in masonry
- ▶ Very short design (only 204 mm) and ergonomically shaped handle – ideal for applications overhead and in tight spaces

Cordless combis

GSB 14,4-2-LI Professional

GSB 18-2-LI Professional



Product video



lightseries



lightseries



Technical data	GSB 14,4-2-LI Professional	GSB 18-2-LI Professional
Battery voltage	14.4 V	18 V
Max. torque (hard screwdriving applications)	38 Nm	45 Nm
No-load speed (1st gear / 2nd gear)	0 – 400 / 1,350 rpm	0 – 400 / 1,400 rpm
Max. screw diameter	7 mm	8 mm
Max. drilling diameter in masonry	10 mm	10 mm
Weight including battery	1.4 kg	1.5 kg
Part number	0 601 9A5 400	0 601 9A5 300
Comes complete with	2 x 1.3 Ah Li-Ion batteries AL 1820 CV quick charger L-BOXX	2 x 1.3 Ah Li-Ion batteries AL 1820 CV quick charger L-BOXX

Cordless tools – 14.4/18 Volt lightseries Cordless rotary hammers

1

New!

GBH 14,4 and 18 V-Li Compact Professional cordless rotary hammers

The most compact professional cordless rotary hammers in their class

- ▶ Most compact design in their class (total length of only 278 mm – including SDS-plus holder)
- ▶ Pneumatic hammer mechanism – optimised for drilling holes of 4 to 8 mm
- ▶ Also suitable for smaller to medium screwdriving and drilling applications in wood and metal



Cordless rotary hammers



Product video

GBH 14,4 V-Li Compact Professional New!



GBH 18 V-Li Compact Professional New!



lightseries



lightseries



Technical data		
Battery voltage	14.4 V	18 V
Max. impact energy	1 J	1 J
Drilling diameter in concrete with hammer drill bits	4 – 12 mm	4 – 12 mm
Max. drilling diameter in steel	8 mm	8 mm
Max. drilling diameter in wood	16 mm	16 mm
Weight including battery (1.5 Ah / 3.0 Ah)	1.8 kg	1.9 kg
Part number	Not available	Not available
Comes complete with	2 x 1.5 Ah Li-Ion batteries AL 1820 CV quick charger L-BOXX	2 x 1.5 Ah Li-Ion batteries AL 1820 CV quick charger L-BOXX

1

Cordless tools – 14.4/18 Volt dynamicseries

Cordless drill/drivers



GSR 14,4 and 18 V-Li Professional cordless drill/drivers

The shortest 14.4 and 18 volt **long-distance runners**

- ▶ Extremely compact due to shortest design (only 185 mm) in their class and low weight (only 1.5 kg / 14.4 Volt) for perfect handling
- ▶ Up to 501 screws (6 x 60 mm in softwood) with only one battery charge (18 Volt / 3.0 Ah)
- ▶ Powerful 60 Nm (14.4 Volt) due to newly developed gearbox design and new 4-pole Bosch high-performance motor

Cordless drill/drivers

GSR 14,4 V-Li Professional

GSR 14,4 V-Li Professional with Compact battery



Product video



Technical data		
Battery voltage	14.4 V	14.4 V
Max. torque (hard screwdriving applications)	60 Nm	53 Nm
No-load speed (1st gear / 2nd gear)	0 – 500 / 1,600 rpm	0 – 500 / 1,600 rpm
Max. screw diameter	7 mm	7 mm
Max. drilling diameter in wood	32 mm	28 mm
Weight including battery	1.7 kg	1.5 kg
Part number	Not available	0 601 866 000
Comes complete with	2 x 3.0 Ah Li-Ion batteries AL 1860 CV 30-minute quick charger L-BOXX	2 x 1.3 Ah Li-Ion batteries AL 1820 CV 45-minute quick charger L-BOXX

Cordless tools – 14.4/18 Volt dynamicseries

Cordless drill/drivers

1

Cordless drill/drivers



Product video

GSR 18 V-Li

Professional



dynamicseries



GSR 18 V-Li

Professional
with Compact battery



dynamicseries



Technical data

Battery voltage	18 V	18 V
Max. torque (hard screwdriving applications)	67 Nm	60 Nm
No-load speed (1st gear / 2nd gear)	0 – 500 / 1,700 rpm	0 – 500 / 1,700 rpm
Max. screw diameter	8 mm	8 mm
Max. drilling diameter in wood	35 mm	32 mm
Weight including battery	1.8 kg	1.6 kg
Part number	Not available	0 601 866 100
Comes complete with	2 x 3.0 Ah Li-Ion batteries AL 1860 CV 30-minute quick charger L-BOXX	2 x 1.3 Ah Li-Ion batteries AL 1820 CV 45-minute quick charger L-BOXX



1

Cordless tools – 14.4/18 Volt dynamicseries

Cordless combis



GSB 14,4 and 18 V-LI Professional cordless combis

The shortest 14.4 and 18 volt **long-distance runners with impact drilling function**

- ▶ Extremely compact due to shortest design (only 195 mm) in their class and low weight (only 1.6 kg / 14.4 Volt) for perfect handling
- ▶ Integrated impact drilling function for drilling in masonry up to 13 mm
- ▶ Powerful 67 Nm due to newly developed gearbox design and new 4-pole Bosch high-performance motor – for up to 55 holes (6 x 50 mm) in masonry (test concrete in accordance with EN 60745-2-1-) with only one battery charge (18 Volt / 3.0 Ah)

Cordless combis



Product video

GSB 14,4 V-LI Professional



powered by
Li-Ion
technology

dynamicseries



GSB 14,4 V-LI Professional with Compact battery



powered by
Li-Ion
technology

dynamicseries



Technical data		
Battery voltage	14.4 V	14.4 V
Max. torque (hard screwdriving applications)	60 Nm	53 Nm
No-load speed (1st gear / 2nd gear)	0 – 500 / 1,600 rpm	0 – 500 / 1,600 rpm
Max. screw diameter	7 mm	7 mm
Max. drilling diameter in masonry	13 mm	13 mm
Weight including battery	1.8 kg	1.6 kg
Part number	Not available	0 601 867 000
Comes complete with	2 x 3.0 Ah Li-Ion batteries AL 1860 CV 30-minute quick charger L-BOXX	2 x 1.3 Ah Li-Ion batteries AL 1820 CV 45-minute quick charger L-BOXX

Cordless tools – 14.4/18 Volt dynamicseries

Cordless combis

1

Cordless combis



Product video

GSB 18 V-LI Professional



dynamicseries



GSB 18 V-LI Professional with Compact battery



dynamicseries



Technical data

Battery voltage	18 V	18 V
Max. torque (hard screwdriving applications)	67 Nm	60 Nm
No-load speed (1st gear / 2nd gear)	0 – 500 / 1,700 rpm	0 – 500 / 1,700 rpm
Max. screw diameter	8 mm	8 mm
Max. drilling diameter in masonry	13 mm	13 mm
Weight including battery	1.9 kg	1.6 kg
Part number	0 601 867 102	0 601 867 100
Comes complete with	2 x 3.0 Ah Li-Ion batteries AL 1860 CV 30-minute quick charger L-BOXX	2 x 1.3 Ah Li-Ion batteries AL 1820 CV 45-minute quick charger L-BOXX



1

Cordless tools – 14.4/18 Volt robustseries

Cordless drill/drivers



GSR 14,4 and 18 VE-2-LI Professional cordless drill/drivers

Extremely robust – extremely compact

- ▶ Extremely powerful: 80 Nm (18 Volt) for the toughest screwdriving and drilling applications in wood and metal
- ▶ Extremely compact: very short head length (only 213 mm) for perfect handling
- ▶ Extremely robust: fully functional, even after falling 2 m onto concrete, due to flexible Dura Shield housing

Cordless drill/drivers

GSR 14,4 VE-2-LI Professional

GSR 14,4 VE-2-LI Professional with Compact battery



Product video



robustseries



robustseries



Technical data

Battery voltage	14.4 V	14.4 V
Max. torque (hard screwdriving applications)	75 Nm	75 Nm
No-load speed (1st gear / 2nd gear)	0 – 380 / 1,600 rpm	0 – 380 / 1,600 rpm
Max. screw diameter	10 mm	10 mm
Max. drilling diameter in wood	45 mm	45 mm
Weight including battery	2 kg	1.8 kg
Part number	Not available	Not available
Comes complete with	2 x 3.0 Ah Li-Ion batteries AL 1860 CV 30-minute quick charger L-BOXX	2 x 1.5 Ah Li-Ion batteries AL 1820 CV 45-minute quick charger Carton (with L-BOXX inlay)

Cordless tools – 14.4/18 Volt robustseries

Cordless drill/drivers

1

Cordless drill/drivers



Product video

GSR 18 VE-2-LI

Professional



robustseries



GSR 18 VE-2-LI

Professional
with Compact battery



robustseries



Technical data

Battery voltage	18 V	18 V
Max. torque (hard screwdriving applications)	80 Nm	80 Nm
No-load speed (1st gear / 2nd gear)	0 – 380 / 1,600 rpm	0 – 380 / 1,600 rpm
Max. screw diameter	12 mm	12 mm
Max. drilling diameter in wood	50 mm	50 mm
Weight including battery	2.1 kg	1.9 kg
Part number	Not available	Not available
Comes complete with	2 x 3.0 Ah Li-Ion batteries AL 1860 CV 30-minute quick charger Auxiliary handle, L-BOXX	2 x 1.5 Ah Li-Ion batteries AL 1820 CV 45-minute quick charger Auxiliary handle, carton (with L-BOXX inlay)



1

Cordless tools – 14.4/18 Volt *robustseries*

Cordless combis



GSB 14,4 and 18 VE-2-LI Professional cordless combis

Extremely robust – extremely compact – with impact drilling function

- ▶ Extremely powerful: 85 Nm (18 Volt) for the toughest screwdriving and drilling applications in wood and metal, and impact drilling applications in masonry up to 14 mm (14.4 Volt), 16 mm (18 Volt)
- ▶ Extremely compact: very short head length (only 228 mm) for perfect handling
- ▶ Extremely robust: fully functional, even after falling 2 m onto concrete, due to flexible Dura Shield housing

Cordless combis

GSB 14,4 VE-2-LI Professional



Product video



robustseries



GSB 14,4 VE-2-LI Professional with Compact battery



robustseries



Technical data

Battery voltage	14.4 V	14.4 V
Max. torque (hard screwdriving applications)	80 Nm	80 Nm
No-load speed (1st gear / 2nd gear)	0 – 420 / 1,800 rpm	0 – 420 / 1,800 rpm
Max. screw diameter	10 mm	10 mm
Max. drilling diameter in masonry	14 mm	14 mm
Weight including battery	2.1 kg	1.9 kg
Part number	Not available	Not available
Comes complete with	2 x 3.0 Ah Li-Ion batteries AL 1860 CV 30-minute quick charger L-BOXX	2 x 1.5 Ah Li-Ion batteries AL 1820 CV 45-minute quick charger Carton (with L-BOXX inlay)

Cordless tools – 14.4/18 Volt robustseries

Cordless combis

Cordless combis



Product video

GSB 18 VE-2-LI

Professional



robustseries



GSB 18 VE-2-LI

Professional
with Compact battery



robustseries



Technical data

Battery voltage	18 V	18 V
Max. torque (hard screwdriving applications)	85 Nm	85 Nm
No-load speed (1st gear / 2nd gear)	0 – 420 / 1,800 rpm	0 – 420 / 1,800 rpm
Max. screw diameter	10 mm	10 mm
Max. drilling diameter in masonry	16 mm	16 mm
Weight including battery	2.2 kg	2 kg
Part number	0 601 862 300	Not available
Comes complete with	2 x 3.0 Ah Li-Ion batteries AL 1860 CV 30-minute quick charger Auxiliary handle, L-BOXX	2 x 1.5 Ah Li-Ion batteries AL 1820 CV 45-minute quick charger Auxiliary handle, carton (with L-BOXX inlay)



1

Cordless tools – 14.4/18 Volt *robustseries* Cordless impact drivers/wrenches

Cordless impact drivers

GDR 14,4 V-Li
Professional



robustseries



GDR 14,4 V-Li
Professional
with Compact battery



robustseries



Technical data		
Battery voltage	14.4 V	14.4 V
Max. torque (hard screwdriving applications)	150 Nm	150 Nm
Screw diameter	M6 – M14	M6 – M14
No-load speed	0 – 2,800 rpm	0 – 2,800 rpm
Toolholder	1/4" internal hexagon	1/4" internal hexagon
Part number	Not available	Not available
Comes complete with	2 x 3.0 Ah Li-Ion batteries AL 1860 CV 30-minute quick charger L-BOXX	2 x 1.3 Ah Li-Ion batteries AL 1820 CV 45-minute quick charger L-BOXX

Cordless impact wrenches

GDS 14,4 V-Li
Professional



robustseries



GDS 14,4 V-Li
Professional
with Compact battery



robustseries



Technical data		
Battery voltage	14.4 V	14.4 V
Max. torque (hard screwdriving applications)	170 Nm	170 Nm
Screw diameter	M6 – M16	M6 – M16
No-load speed	0 – 2,800 rpm	0 – 2,800 rpm
Toolholder	1/2" external square	1/2" external square
Part number	Not available	Not available
Comes complete with	2 x 3.0 Ah Li-Ion batteries AL 1860 CV 30-minute quick charger L-BOXX	2 x 1.3 Ah Li-Ion batteries AL 1820 CV 45-minute quick charger L-BOXX

Cordless tools – 14.4/18 Volt robustseries

Cordless impact drivers/wrenches

Cordless impact drivers

GDR 18 V-LI Professional



robustseries



GDR 18 V-LI Professional with Compact battery



robustseries



Technical data

Battery voltage	18 V	18 V
Max. torque (hard screwdriving applications)	160 Nm	160 Nm
Screw diameter	M6 – M14	M6 – M14
No-load speed	0 – 2,800 rpm	0 – 2,800 rpm
Toolholder	1/4" internal hexagon	1/4" internal hexagon
Part number	Not available	Not available
Comes complete with	2 x 3.0 Ah Li-Ion batteries AL 1860 CV 30-minute quick charger L-BOXX	2 x 1.3 Ah Li-Ion batteries AL 1820 CV 45-minute quick charger L-BOXX

Cordless impact wrenches

GDS 18 V-LI Professional



robustseries



GDS 18 V-LI Professional with Compact battery



robustseries



GDS 18 V-LI HT Professional



robustseries



Technical data

Battery voltage	18 V	18 V	18 V
Max. torque (hard screwdriving applications)	180 Nm	180 Nm	650 Nm
Screw diameter	M6 – M16	M6 – M16	M12 – M20
No-load speed	0 – 2,800 rpm	0 – 2,800 rpm	0 – 1,900 rpm
Toolholder	1/2" external square	1/2" external square	1/2" external square
Part number	0 601 9A1 S04	Not available	0 601 9B1 301
Comes complete with	2 x 3.0 Ah Li-Ion batteries AL 1860 CV 30-minute quick charger L-BOXX	2 x 1.3 Ah Li-Ion batteries AL 1820 CV 45-minute quick charger L-BOXX	2 x 3.0 Ah Li-Ion batteries AL 1860 CV 30-minute quick charger L-BOXX

1

Cordless tools – 14.4/18 Volt robustseries

Cordless impact drivers

Cordless rotary hammer

Cordless impact drivers**GDR 14,4 V-LI MF**

Professional



Product video



robustseries

**GDR 18 V-LI MF**

Professional



robustseries

**Technical data**

Battery voltage	14.4 V	18 V
Max. torque (hard screwdriving applications)	150 Nm	160 Nm
Screw diameter	M6 – M14	M6 – M14
No-load speed (1st gear / 2nd gear)	0 – 750 / 2,800 rpm	0 – 750 / 2,800 rpm
Toolholder	1/4" internal hexagon	1/4" internal hexagon
Part number	Not available	Not available
Comes complete with	2 x 3.0 Ah Li-Ion batteries AL 1860 CV 30-minute quick charger L-BOXX	2 x 3.0 Ah Li-Ion batteries AL 1860 CV 30-minute quick charger L-BOXX

Cordless rotary hammer**GBH 18 V-LI**

Professional



Product video



robustseries

**Technical data**

Battery voltage	18 V
Max. impact energy	1.7 J
Drilling diameter in concrete with hammer drill bits	4 – 18 mm
Max. drilling diameter in steel	13 mm
Weight including battery	2.6 kg
Part number	0 611 904 302
Comes complete with	2 x 3.0 Ah Li-Ion batteries AL 1860 CV 30-minute quick charger Depth stop Auxiliary handle, L-BOXX

Other 14.4/18 Volt lithium-ion cordless tools

Cordless angle grinder

Cordless straight grinder

Cordless angle grinder

GWS 18 V-Li

Professional



Product video



Technical data	
Battery voltage	18 V
No-load speed	10,000 rpm
Grinding/cutting disc, diameter	115 mm
Weight including battery	2.3 kg
Part number	0 601 93A 302
Comes complete with	2 x 3.0 Ah Li-Ion batteries AL 1860 CV 30-minute quick charger L-BOXX

Cordless straight grinder

GGS 18 V-Li

Professional

New!

Product video



Technical data	
Battery voltage	18 V
Toolholder	Collet up to 8 mm diameter
No-load speed	22,000 rpm
Weight including battery	1.8 kg
Part number	Not available
Comes complete with	1 x 3.0 Ah Li-Ion battery AL 1860 CV quick charger L-BOXX

1

Other 14.4/18 Volt lithium-ion cordless tools

Cordless jigsaws

Cordless circular saw

Cordless jigsaws**GST 14,4 V-LI**

Professional

GST 18 V-LI

Professional



Product video

**Technical data**

Battery voltage	14.4 V	18 V
No-load stroke rate	2,500 spm	2,700 spm
Cutting depth in wood	90 mm	90 mm
Bevel cuts	0 – 45°	0 – 45°
Weight including battery	2.3 kg	2.4 kg
Part number	Not available	0 601 58J 302
Comes complete with	2 x 3.0 Ah Li-Ion batteries AL 1860 CV 30-minute quick charger 3 saw blades L-BOXX	Solo Unit No Charger or Battery supplied Carton box

Cordless circular saw**GKS 18 V-LI**

Professional

**Technical data**

Battery voltage	18 V
Cutting depth (45°)	40 mm
Cutting depth (90°)	51 mm
Saw blade diameter	165 mm
Saw blade bore diameter	20 mm
Weight including battery	4.1 kg
Part number	0 601 66H 004
Comes complete with	2 x 3.0 Ah Li-Ion batteries AL 1860 CV 30-minute quick charger L-BOXX

Other 14.4/18 Volt lithium-ion cordless tools

Cordless sabre saw

Cordless band saw

1

Cordless sabre saw

GSA 18 V-LI

Professional



Technical data	
Battery voltage	18 V
Stroke rate (1st gear / 2nd gear)	2,400 / 2,700 spm
Stroke lengths	28 mm
Weight including battery	3.4 kg
Part number	0 601 64J 005
Comes complete with	2 x 3.0 Ah Li-Ion batteries AL 1860 CV 30-minute quick charger 2 saw blades L-BOXX

Cordless band saw

GCB 18 V-LI

Professional

New!



Product video



Technical data	
Battery voltage	18 V
No-load speed	162 m/min
Saw blade dimensions	733 x 12.7 x 1 mm
Max. cutting depth	63.5 mm
Weight including battery	3.8 kg
Part number	Not available
Comes complete with	Supplied without battery/charger Bi-metal saw blade 18 TPI Bi-metal saw blade 24 TPI Carton

1

Other 14.4/18 Volt lithium-ion cordless tools

Cordless planers

Cordless nailer

Cordless planers**GHO 14,4 V-LI**

Professional

New!**GHO 18 V-LI**

Professional

New!

Technical data		
Battery voltage	14.4 V	18 V
Max. planing width	82 mm	82 mm
Rebating depth	0 – 8 mm	0 – 8 mm
Depth of cut	0 – 1.6 mm	0 – 1.6 mm
Weight including battery	2.9 kg	3.1 kg
Part number	Not available	Not available
Comes complete with	-	-

Cordless nailer**GSK 18 V-LI**

Professional

New!

Product video



Technical data	
Battery voltage	18 V
Nail length	32 – 63 mm
Nail diameter	1.6 mm
Nail type	Brad head nail
Weight including battery	3.5 kg
Part number	Not available
Comes complete with	Supplied without battery/charger Carton (with L-BOXX inlay)

Other 14.4/18 Volt lithium-ion cordless toolsCordless worklight
Cordless jobsite radios**Cordless worklight****GLI VariLED**
Professional

Technical data	
Battery voltage	14.4 – 18 V
Runtime	150 – 420 mins
Brightness	300 lx
Weight (without battery)	0.3 kg
Part number	0 601 443 400
Comes complete with	Belt pouch Supplied without battery/charger

Cordless jobsite radios**GML 20**
Professional**GML 50**
Professional

Product video



Technical data		
AM radio frequency range	531 – 1,602 kHz	531 – 1,602 kHz
FM radio frequency range	87.5 – 108 MHz	87.5 – 108 MHz
Input voltage(s), mains	230 V	230 V
Input voltage(s), battery	14.4 – 18 V	14.4 – 18 V
14.4 / 18 V charging function	–	x
Rated power of amplifier (when connected to mains)	20 W	50 W
Part number	Not available	0 601 429 600
Comes complete with	2 x 1.5 V batteries Aux-In cable	Remote control 2 x 1.5 V batteries Aux-In cable

1

Cordless tools – 36 Volt series

Cordless rotary hammers



GBH 36 V-LI Compact Professional cordless rotary hammer

Unbeatably light – as powerful as corded

- ▶ As powerful as corded: up to 100 drilled holes (6 x 40 mm in concrete) with one battery charge, ideal for indoor use
- ▶ With a weight of only 2.9 kg, it is ideally suitable for overhead work
- ▶ Low vibration levels of 12 m/s² for low-fatigue working due to Bosch Vibration Control

Cordless rotary hammers

GBH 36 VF-LI Professional



GBH 36 V-LI Professional



GBH 36 V-LI Compact Professional



Product video



Technical data	GBH 36 VF-LI Professional	GBH 36 V-LI Professional	GBH 36 V-LI Compact Professional
Battery voltage	36 V	36 V	36 V
Max. impact energy	2.8 J	2.8 J	1.8 J
Drilling diameter in concrete with hammer drill bits	4 – 26 mm	4 – 26 mm	4 – 18 mm
Max. drilling diameter in steel	13 mm	13 mm	13 mm
Weight including battery	4.5 kg	4.3 kg	2.9 kg
Part number	Not available	0 611 900 R0G	0 611 903 R02
Comes complete with	2 x 2.6 Ah Li-Ion batteries AL 3640 CV 60-minute quick charger Keyless quick-change chuck Carrying case	2 x 2.6 Ah Li-Ion batteries AL 3640 CV 60-minute quick charger Carrying case	2 x 1.3 Ah Li-Ion batteries AL 3640 CV 45-minute quick charger Carrying case

Cordless tools – 36 Volt series

Cordless drill/drivers

Cordless combis

1

Cordless drill/drivers
GSR 36 V-LI
 Professional

GSR 36 V-LI
 Professional
 with Compact battery


Technical data		
Battery voltage	36 V	36 V
Max. torque (hard screwdriving applications)	80 Nm	80 Nm
No-load speed (1st gear / 2nd gear)	0 – 400 / 1,400 rpm	0 – 400 / 1,400 rpm
Max. screw diameter	12 mm	12 mm
Max. drilling diameter in wood	50 mm	50 mm
Weight including battery	3 kg	2.5 kg
Part number	Not available	Not available
Comes complete with	2 x 2.6 Ah Li-Ion batteries AL 3640 CV 60-minute quick charger Carrying case	2 x 1.3 Ah Li-Ion batteries AL 3640 CV 45-minute quick charger Carrying case

Cordless combis
GSB 36 V-LI
 Professional

GSB 36 V-LI
 Professional
 with Compact battery


Technical data		
Battery voltage	36 V	36 V
Max. torque (hard screwdriving applications)	78 Nm	78 Nm
Max. impact rate	18,000 bpm	18,000 bpm
Max. screw diameter	12 mm	12 mm
Max. drilling diameter in masonry	16 mm	16 mm
Weight including battery	3.2 kg	2.7 kg
Part number	0 601 913 106	Not available
Comes complete with	2 x 2.6 Ah Li-Ion batteries AL 3640 CV 60-minute quick charger Carrying case	2 x 1.3 Ah Li-Ion batteries AL 3640 CV 45-minute quick charger Carrying case

1

Cordless tools – 36 Volt series

Cordless circular saws

Cordless sabre saws

Cordless circular saws**GKS 36 V-LI**
Professional**GKS 36 V-LI**
Professional
with Compact battery

Technical data		
Battery voltage	36 V	36 V
Cutting depth (45°)	38 mm	38 mm
Cutting depth (90°)	54 mm	54 mm
Saw blade diameter	165 mm	165 mm
Saw blade bore diameter	20 mm	20 mm
Weight including battery	4.8 kg	4.3 kg
Part number	Not available	Not available
Comes complete with	2 x 2.6 Ah Li-Ion batteries AL 3640 CV 60-minute quick charger Saw blade, carrying case	2 x 1.3 Ah Li-Ion batteries AL 3640 CV 45-minute quick charger Saw blade, carrying case

Cordless sabre saws**GSA 36 V-LI**
Professional**GSA 36 V-LI**
Professional
with Compact battery

Technical data		
Battery voltage	36 V	36 V
Stroke rate (1st gear / 2nd gear)	2,400 / 3,000 spm	2,400 / 3,000 spm
Stroke lengths	28 mm	28 mm
Weight including battery	4.2 kg	3.7 kg
Part number	Not available	Not available
Comes complete with	2 x 2.6 Ah Li-Ion batteries AL 3640 CV 60-minute quick charger 2 saw blades Carrying case	2 x 1.3 Ah Li-Ion batteries AL 3640 CV 45-minute quick charger 2 saw blades Carrying case

Other cordless tools

Cordless drill/drivers

Cordless combis

1

Cordless drill/drivers

GSR 12-2
Professional



GSR 14,4-2
Professional



GSR 18-2
Professional



Technical data			
Battery voltage	12 V	14.4 V	18 V
Max. torque (hard screwdriving applications)	27 Nm	30 Nm	45 Nm
No-load speed (1st gear / 2nd gear)	0 – 400 / 1,200 rpm	0 – 400 / 1,400 rpm	0 – 400 / 1,250 rpm
Max. screw diameter	7 mm	8 mm	8 mm
Part number	0 601 918 J00	0 601 918 G00	Not available
Comes complete with	2 x 1.5 Ah NiCd batteries AL 1411 DV quick charger Carrying case	2 x 1.5 Ah NiCd batteries AL 1411 DV quick charger Carrying case	2 x 1.5 Ah NiCd batteries AL 2425 DV quick charger Carrying case

Cordless combis

GSB 12-2
Professional



GSB 14,4-2
Professional



Technical data		
Battery voltage	12 V	14.4 V
Max. torque (hard screwdriving applications)	30 Nm	36 Nm
No-load speed (1st gear / 2nd gear)	0 – 450 / 1,250 rpm	0 – 550 / 1,550 rpm
Max. screw diameter	7 mm	8 mm
Max. drilling diameter in masonry	8 mm	10 mm
Part number	Not available	0 601 9A7 400
Comes complete with	2 x 1.5 Ah NiCd batteries AL 1411 DV quick charger Carrying case	2 x 1.5 Ah NiCd batteries AL 1411 DV quick charger Carrying case

2

Impact drills, drills, screwdrivers, tile working



Uncompromising **versatility**

The professional impact drills and screwdrivers meet the high requirements of the trades with regard to power, versatility and precision. Whether it be impact drilling, drilling, screwdriving or stirring: the impact drills for trade and industry with high-performance motors leave nothing to be desired. The screwdrivers from Bosch are the expert tools for precisely driving rows of screws in drywall and wall construction. Bosch offers the right drill and the right screwdriver for all professional drilling and screwdriving applications.

NEW! Bosch offers the ideal solution for easy and precise tile working with its special tile working tools.

For more information, see P. 69



Tested by professionals: the GSB 19-2 REA Professional impact drill

“The integrated dust extraction is really great. No more drilling dust. When working in offices during office hours, we used to have to work in pairs on every hole – one holding the impact drill, the other holding the vacuum cleaner. Thankfully we don’t have to anymore.”

Klaus Brücher, master carpenter

2

Impact drills, drills, screwdrivers, tile working

Impact drills

Impact drill

GSB 13 RE Professional



Technical data	
Rated power input	600 W
No-load speed	0 – 2,800 rpm
Drilling diameter in concrete	13 mm
Drilling diameter in masonry	15 mm
Drilling diameter in wood	25 mm
Part number	Not available
Comes complete with	13 mm keyless chuck Auxiliary handle

Impact drill

GSB 16 RE Professional



Technical data	
Rated power input	750 W
No-load speed	0 – 2,800 rpm
Drilling diameter in concrete	16 mm
Drilling diameter in masonry	18 mm
Drilling diameter in wood	30 mm
Part number	Not available
Comes complete with	13 mm keyless chuck Auxiliary handle Carrying case

Impact drills, drills, screwdrivers, tile working Impact drills

2

GSB 19-2 RE Professional impact drill

The fastest and most versatile tool in its class

- ▶ Powerful 2-speed impact drill (850 W) for fast work progress
- ▶ Sturdy metal gear housing for a long lifetime
- ▶ Antirotation mechanical overload clutch for a high level of work safety



Impact drills



Product video

GSB 19-2 RE Professional



GSB 19-2 REA Professional



Technical data

Rated power input	850 W	900 W
No-load speed	0 - 1,000 / 3,000 rpm	0 - 1,000 / 3,000 rpm
Drilling diameter in concrete	18 / 13 mm	18 / 13 mm
Drilling diameter in masonry	20 / 15 mm	20 / 15 mm
Drilling diameter in wood	40 / 25 mm	40 / 25 mm
Part number	0 601 17B 500	Not available
Comes complete with	13 mm keyless chuck Auxiliary handle Carrying case	13 mm keyless chuck Auxiliary handle Carrying case

2

Impact drills, drills, screwdrivers, tile working

Impact drills


GSB 21-2 RE Professional
impact drill
**The most powerful tool
 in its class – for the
 toughest applications**

- ▶ Bosch high-performance motor (1100 W) with high torque for the most heavy-duty applications with large diameters (drilling, working with core cutters and holesaws), screwdriving and stirring
- ▶ Sturdy metal gear housing for a long lifetime
- ▶ “Antirotation” overload clutch for increased work safety

Impact drills

GSB 21-2 RE
 Professional

GSB 21-2 RCT
 Professional


Technical data		
Rated power input	1100 W	1300 W
No-load speed	0 – 900 / 3,000 rpm	0 – 900 / 3,000 rpm
Drilling diameter in concrete	22 / 13 mm	22 / 13 mm
Drilling diameter in masonry	24 / 16 mm	24 / 16 mm
Drilling diameter in wood	40 / 25 mm	40 / 25 mm
Part number	0 601 19C 500	0 601 19C 700
Comes complete with	13 mm keyless chuck Auxiliary handle Carrying case	13 mm keyless chuck Auxiliary handle Carrying case

Impact drills, drills, screwdrivers, tile working

2



2

Impact drills, drills, screwdrivers, tile working Drill



GBM 6 RE Professional drill

The fast and precise tool

- ▶ Very high speed (no-load speed: 4,000 rpm) for small drilling diameters
- ▶ Drill spindle fixed in bearing for high precision
- ▶ Compact design and low weight for easier handling when drilling rows of holes

Drill

GBM 6 RE Professional



Technical data

Rated power input	350 W
No-load speed	0 - 4,000 rpm
Drilling diameter in wood	15 mm
Drilling diameter in aluminium	8 mm
Drilling diameter in steel	6.5 mm
Part number	0 601 472 600
Comes complete with	10 mm keyless chuck

Impact drills, drills, screwdrivers, tile working Drills

2

GBM 10 RE Professional drill

The powerful and compact tool

- ▶ Powerful 600 W motor, ideal for drilling holes up to 10 mm in diameter in metal
- ▶ Drill spindle fixed in bearing for high precision
- ▶ Compact design and low weight for optimum handling when drilling medium diameters



Drills

GBM 10 RE
Professional



GBM 10-2 RE
Professional



Technical data	GBM 10 RE Professional	GBM 10-2 RE Professional
Rated power input	600 W	500 W
No-load speed	0 - 2,600 rpm	0 - 1,150 / 2,100 rpm
Rated speed	1,676 rpm	800 / 1,500 rpm
Drilling diameter in wood	25 mm	25 / 15 mm
Drilling diameter in aluminium	10 mm	13 / 8 mm
Drilling diameter in steel	10 mm	10 / 6 mm
Part number	0 601 473 600	Not available
Comes complete with	10 mm keyless chuck	10 mm keyless chuck

2

Impact drills, drills, screwdrivers, tile working
Drills

Drills

GBM 13-2 RE
Professional**GBM 13**
Professional**GBM 13 HRE**
Professional

Technical data			
Rated power input	550 W	900 W	550 W
No-load speed	0 – 1,000 / 1,900 rpm	950 rpm	0 – 550 rpm
Max. torque	11.5 / 6.0 Nm	30.0 Nm	60.0 Nm
Drilling diameter in wood	32 / 20 mm	32 mm	40 mm
Drilling diameter in aluminium	20 / 12 mm	20 mm	20 mm
Drilling diameter in steel	13 / 8 mm	13 mm	13 mm
Part number	Not available	Not available	0 601 049 603
Comes complete with	13 mm keyed chuck Auxiliary handle	13 mm keyed chuck Auxiliary handle	13 mm keyed chuck Auxiliary handle

Drills

GBM 16-2 RE
Professional**GBM 23-2 E**
Professional**GBM 32-4**
Professional

Technical data			
Rated power input	1050 W	1150 W	1500 W
No-load speed	540 / 1,260 rpm	410 / 930 rpm	210 / 330 / 470 / 740 rpm
Drilling diameter in wood	40 / 20 mm	50 / 35 mm	70 mm
Drilling diameter in aluminium	20 / 13 mm	28 / 18 mm	50 mm
Drilling diameter in steel	16 / 8 mm	23 / 13 mm	32 mm
Part number	0 601 120 503	0 601 121 603	0 601 130 203
Comes complete with	16 mm keyed chuck Auxiliary handle	Drift Auxiliary handle	Drift Auxiliary handle Carrying case

Impact drills, drills, screwdrivers, tile working

Magnetic drill stand
Angle drill

2

Magnetic drill stand

GMB 32
Professional



Technical data	
Magnet retention force	25 kN
Clamping flange diameter	65 mm
Working length, Z-axis	223 mm
Drill bit diameter	32 mm
Part number	0 601 193 003
Comes complete with	Carrying case

Angle drill

GWB 10 RE
Professional



Technical data	
Rated power input	400 W
No-load speed	1,100 rpm
Drilling diameter in wood	22 mm
Drilling diameter in aluminium	12 mm
Drilling diameter in steel	10 mm
Part number	0 601 132 703
Comes complete with	10 mm keyed chuck (fitted)

2

Impact drills, drills, screwdrivers, tile working

Stirrers

Depth stop screwdrivers

Stirrers

GRW 9
ProfessionalGRW 11 E
Professional

Technical data		
Rated power input	900 W	1150 W
Rated speed	400 rpm	280 / 640 rpm
Max. torque	60.0 Nm	105.0 / 50.0 Nm
Part number	Not available	0 601 940 703
Comes complete with	Auxiliary handle Splash guard 55 mm adapter	Auxiliary handle Stirrer basket, 140 mm in diameter and 445 mm long 215 mm adapter

Depth stop screwdrivers

GSR 6-25 TE
Professional**New!**GSR 6-60 TE
Professional**New!**

Technical data		
Rated power input	701 W	701 W
No-load speed	0 – 2,500 rpm	0 – 6,000 rpm
Max. torque (soft screwdriving applications)	20 Nm	12 Nm
Self-drilling screw diameter	6.0 mm	6.0 mm
Part number	0 601 445 000	0 601 445 200
Comes complete with	Magnetic universal holder PH 2 screwdriver bit Depth stop Belt clip Carrying case	Magnetic universal holder PH 2 screwdriver bit Depth stop Belt clip Carrying case

Impact drills, drills, screwdrivers, tile working Drywall screwdrivers

2

New!

GSR 6-45 TE + MA 55 Professional
drywall screwdriver

The efficient drywall solution

- ▶ Enables precise driving of rows of screws at top speed
- ▶ Tool-free adjustment and mounting/dismantling of the collated screwgun attachment
- ▶ Comfortable working due to ergonomic design and low weight



Drywall screwdrivers

GSR 6-45 TE
Professional
New!



MA 55
Professional
New!



GSR 6-45 TE + MA 55
Professional
New!



Technical data	GSR 6-45 TE Professional New!	MA 55 Professional New!	GSR 6-45 TE + MA 55 Professional New!
Rated power input	701 W	-	701 W
No-load speed	0 - 4,500 rpm	-	0 - 4,500 rpm
Max. torque (soft screwdriving applications)	12 Nm	-	12 Nm
Self-drilling screw diameter	6.0 mm	6.0 mm	6.0 mm
Part number	0 601 445 100	1 600 Z00 00Y	0 601 445 101
Comes complete with	Magnetic universal holder PH 2 screwdriver bit Depth stop Belt clip Carrying case	PH 2 screwdriver bit	Magnetic universal holder PH 2 screwdriver bit Depth stop Belt clip L-BOXX

2

Impact drills, drills, screwdrivers, tile working Impact wrenches

Impact wrench

GDS 18 E
Professional
New!



Technical data	
Rated power input	500 W
Max. torque (hard screwdriving applications)	250 Nm
Max. torque (soft screwdriving applications)	160 Nm
Toolholder	1/2" external square
Part number	0 601 444 000
Comes complete with	Hanging loop

Impact wrenches

GDS 24
Professional

GDS 30
Professional



Technical data		
Rated power input	800 W	920 W
Max. torque (hard screwdriving applications)	600 Nm	1,000 Nm
Max. torque (soft screwdriving applications)	300 Nm	500 Nm
Toolholder	3/4" external square	1" external square
Part number	0 601 434 103	0 601 435 103
Comes complete with	Hanging loop Auxiliary handle	Hanging loop Auxiliary handle

Impact drills, drills, screwdrivers, tile working

Tile router

2

GTR 30 CE Professional tile router

The fastest way through any tile

- ▶ 30,000 rpm for perfect drilling and routing in the hardest tiles
- ▶ Clean work due to dry drilling and integrated dust extraction
- ▶ Fast working with vacuum-brazed diamond core cutters



Tile router

GTR 30 CE Professional



Product video



Technical data

No-load speed	15,000 – 30,000 rpm
Rated power input	701 W
Toolholder	4 and 6.3 mm diameter collet
Weight	1.5 kg

Part number

Not available

Comes complete with

Dust extraction hose
Diamond router bit
Diamond core cutters
L-BOXX

2

Impact drills, drills, screwdrivers, tile working


Tile dock

**GTD 1 Professional
tile dock****The clever solution
for tile fixing**

- ▶ Just 1 click securely fixes tiles of any size
- ▶ Suitable for any kind of tile working
- ▶ Low weight makes it easy to move

Tile dock**GTD 1
Professional**

Product video

**Technical data**

Length of tile dock	531 mm
Height of tile dock	85 mm
Weight with/without accessories	3.5 / 4.5 kg

Part number**Not available****Comes complete with**

Templates
Extraction hose holder
Fixing clamp
Workpiece stops

Impact drills, drills, screwdrivers, tile working

Tile drill cutter

2

Tile drill cutter



Product video

GCT 115
Professional
New!



Technical data	
Rated power input	720 W
No-load speed	11,000 rpm
Dust extraction	x
Disc diameter	115 mm
Type of operation	Dry
Weight	1.9 kg
Part number	0 601 391 000 – Launch August 2012
Comes complete with	Diamond cutting disc, diamond core cutter Dust extraction hose, SDS quick-locking nut L-BOXX



3

Rotary and demolition hammers



Immense power for the toughest jobs

The professional Bosch breakers, rotary hammers and demolition hammers have been setting standards in performance and robustness for decades. They are developed for extreme applications. The rotary and demolition hammers have SDS-max and SDS-plus holders for quick, safe accessory changes.

All of the tools, including the new GSH 11 VC Professional demolition hammer and the GBH 8-45 DV Professional rotary hammer, have Bosch Vibration Control. This effective damping system ensures increased user safety even in the toughest applications.









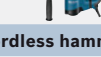





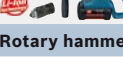






Tested by professionals: the GSH 27 VC Professional breaker


“The GSH 27 VC Professional applies lots of power to the concrete while hardly straining your arms.”

Dietmar Hantsch, concrete worker

Range of applications for SDS-plus and SDS-max rotary hammers at a glance

		Weight (kg)	Drilling diameter in concrete (mm)																				Drilling diameter in masonry (mm)																
			3	6	8	10	12	14	16	18	20	22	24	26	30	32	34	36	38	40	42	44	46	48	50	52	54	3	4	6	8	10	12	14	16	18	20	22	24
	GBH 2-20 D Professional	2.3	[Bar chart showing drilling diameter in concrete: 6-12mm]												[Bar chart showing drilling diameter in masonry: 6-12mm]																								
	GBH 2-23 REA Professional	3.5	[Bar chart showing drilling diameter in concrete: 6-18mm]												[Bar chart showing drilling diameter in masonry: 6-18mm]																								
			(Without dust extraction)																																				
			(With dust extraction)																																				
	GBH 2-24 D Professional	2.7	[Bar chart showing drilling diameter in concrete: 6-18mm]												[Bar chart showing drilling diameter in masonry: 6-18mm]																								
	GBH 2-24 DF Professional	2.9	[Bar chart showing drilling diameter in concrete: 6-18mm]												[Bar chart showing drilling diameter in masonry: 6-18mm]																								
	GBH 2-28 DV Professional	2.9	[Bar chart showing drilling diameter in concrete: 6-24mm]												[Bar chart showing drilling diameter in masonry: 6-24mm]																								
	GBH 2-28 DFV Professional	3.1	[Bar chart showing drilling diameter in concrete: 6-24mm]												[Bar chart showing drilling diameter in masonry: 6-24mm]																								
	GBH 3-28 DRE Professional	3.6	[Bar chart showing drilling diameter in concrete: 6-24mm]												[Bar chart showing drilling diameter in masonry: 6-24mm]																								
	GBH 3-28 DFR Professional	3.5	[Bar chart showing drilling diameter in concrete: 6-24mm]												[Bar chart showing drilling diameter in masonry: 6-24mm]																								
	GBH 4-32 DFR Professional	4.7	[Bar chart showing drilling diameter in concrete: 6-32mm]												[Bar chart showing drilling diameter in masonry: 6-32mm]																								
Cordless hammers with SDS-plus																																							
	GBH 14,4 V-Li Compact Professional	1.8	[Bar chart showing drilling diameter in concrete: 6-10mm]												[Bar chart showing drilling diameter in masonry: 6-10mm]																								
	GBH 18 V-Li Compact Professional	1.9	[Bar chart showing drilling diameter in concrete: 6-10mm]												[Bar chart showing drilling diameter in masonry: 6-10mm]																								
	GBH 18 V-Li Professional	2.6	[Bar chart showing drilling diameter in concrete: 6-18mm]												[Bar chart showing drilling diameter in masonry: 6-18mm]																								
	GBH 36 V-Li Compact Professional	2.9	[Bar chart showing drilling diameter in concrete: 6-18mm]												[Bar chart showing drilling diameter in masonry: 6-18mm]																								
	GBH 36 V-Li Professional	4.3	[Bar chart showing drilling diameter in concrete: 6-24mm]												[Bar chart showing drilling diameter in masonry: 6-24mm]																								
	GBH 36 VF-Li Professional	4.5	[Bar chart showing drilling diameter in concrete: 6-24mm]												[Bar chart showing drilling diameter in masonry: 6-24mm]																								
Rotary hammers with SDS-max																																							
	GBH 5-40 DCE Professional	6.8	[Bar chart showing drilling diameter in concrete: 12-24mm]																																				
	GBH 7-46 DE Professional	8.2	[Bar chart showing drilling diameter in concrete: 12-32mm]																																				
	GBH 8-45 DV Professional	8.9	[Bar chart showing drilling diameter in concrete: 12-32mm]																																				
	GBH 11 DE Professional	11.1	[Bar chart showing drilling diameter in concrete: 12-40mm]																																				

 Optimum use

 Total range of application

	Drilling with core cutter (mm)					Drilling in steel (mm)			Work material						Other properties		
	0-40	40-68	68-82	82-90	90-150	0-10	10-13	14-16	Reinforced concrete, granite, stone	Concrete	Brick, hollow block	Hardwood	Softwood	Metal	Chiselling	Work direction	Special features
	In masonry																
																	Chisel function
															-		Dust extraction
																	-
																	SDS-plus quick-change chuck
																	SDS-plus quick-change chuck
																	SDS-plus quick-change chuck
															-		-
															-		-
															-		-
															-		
																	-
																	SDS-plus quick-change chuck
												-	-	-			 Turbo-Power, One-hand SDS
												-	-	-			Turbo-Power
												-	-	-			 Turbo-Power
												-	-	-			-

3


Rotary and demolition hammers

Dust extraction hammer with SDS-plus

Rotary hammers with SDS-plus

Dust extraction hammer with SDS-plus**GBH 2-23 REA**
Professional

Product video



Technical data	
Rated power input	710 W
Max. impact energy	2.3 J
Drilling diameter in concrete with hammer drill bits	4 – 23 mm
Vibration level (drilling/chiselling)	18.0 m/s ² / –
Weight without/with dust extraction unit	2.9 / 3.6 kg
Part number	Not available
Comes complete with	Dust extraction unit Auxiliary handle Carrying case

Rotary hammers with SDS-plus**GBH 2-20 D**
Professional**GBH 2-24 D**
Professional
New!**GBH 2-24 DF**
Professional
New!

Technical data			
Rated power input	650 W	790 W	790 W
Max. impact energy	1.7 J	2.7 J	2.7 J
Drilling diameter in concrete with hammer drill bits	4 – 20 mm	4 – 24 mm	4 – 24 mm
Vibration level (drilling/chiselling)	14.0/12.0 m/s ²	15.0/14.0 m/s ²	15.0/14.0 m/s ²
Weight	2.3 kg	2.8 kg	2.9 kg
Part number	0 611 25A 400	0 611 2A0 000	Not available
Comes complete with	Auxiliary handle Carrying case	Auxiliary handle Carrying case	Auxiliary handle SDS-plus quick-change chuck Keyed chuck Carrying case

Rotary and demolition hammers

Rotary hammers with SDS-plus

3

GBH 2-28 DV and GBH 2-28 DFV

Professional
rotary hammers with SDS-plus

The most powerful tools in their class

- ▶ Highest drilling rate and highest chiselling performance in its class
- ▶ 25% longer lifetime than other rotary hammers in its class for more efficiency
- ▶ 27% less vibration than the predecessor model due to active vibration damping



Rotary hammers with SDS-plus



Product video

GBH 2-28 DV

Professional



GBH 2-28 DFV

Professional



Technical data	GBH 2-28 DV	GBH 2-28 DFV
Rated power input	850 W	850 W
Max. impact energy	3.2 J	3.2 J
Drilling diameter in concrete with hammer drill bits	4 – 28 mm	4 – 28 mm
Vibration level (drilling/chiselling)	11.0/11.0 m/s ²	11.0/11.0 m/s ²
Weight	2.9 kg	3.1 kg
Part number	0 611 267 100	Not available
Comes complete with	Auxiliary handle Carrying case	Auxiliary handle SDS-plus quick-change chuck Keyless chuck Carrying case

3

Rotary and demolition hammers

Rotary hammers with SDS-plus

Rotary hammers with SDS-plus

Product video

GBH 3-28 DRE
Professional**GBH 3-28 DFR**
Professional

Technical data		
Rated power input	800 W	800 W
Max. impact energy	3.1 J	3.1 J
Drilling diameter in concrete with hammer drill bits	4 – 28 mm	4 – 28 mm
Vibration level (drilling/chiselling)	13.0/12.0 m/s ²	12.0/11.0 m/s ²
Weight	3.5 kg	3.6 kg
Part number	0 611 23A 000	Not available
Comes complete with	Auxiliary handle Carrying case	Keyless chuck SDS-plus quick-change chuck Auxiliary handle Carrying case

Rotary hammer with SDS-plus**GBH 4-32 DFR**
Professional

Product video



Technical data		
Rated power input	900 W	
Max. impact energy	4.2 J	
Drilling diameter in concrete with hammer drill bits	6 – 32 mm	
Vibration level (drilling/chiselling)	10.0/9.0 m/s ²	
Weight	4.7 kg	
Part number	0 611 332 100	
Comes complete with	SDS-plus quick-change chuck Auxiliary handle Carrying case	

Rotary and demolition hammers

Rotary hammers with SDS-max

3

Rotary hammer with SDS-max **GBH 5-38 D** Professional



Technical data	
Rated power input	1050 W
Max. impact energy	5.9 J
Drilling diameter in concrete with hammer drill bits	16 – 38 mm
Weight	5.8 kg
Part number	0 611 240 003
Comes complete with	Carrying case

Rotary hammers with SDS-max



Product video

GBH 5-40 DCE Professional

GBH 7-46 DE Professional



Technical data		
Rated power input	1150 W	1350 W
Max. impact energy	8.8 J	9.3 J
Drilling diameter in concrete with hammer drill bits	12 – 40 mm	12 – 45 mm
Vibration level (chiselling)	8.0 m/s ²	18.0 m/s ²
Weight	6.8 kg	8.2 kg
Part number	Not available	0 611 263 703
Comes complete with	Auxiliary handle Carrying case	Auxiliary handle Carrying case

3

Rotary and demolition hammers

Rotary hammers with SDS-max

**New!****GBH 8-45 DV Professional rotary hammer with SDS-max****Powerful 1500 watts**
and low vibration

- ▶ Top performance when drilling and chiselling thanks to its 1500-watt motor and 12.5 joules of single impact energy
- ▶ Low vibration of 7 m/s² when chiselling and 8 m/s² when drilling due to intelligent triple vibration damping system
- ▶ Turbo Power function for extra performance in chiselling mode due to additional use of the energy used for rotation in drilling mode

Rotary hammers with SDS-max

Product video

GBH 8-45 DV
Professional
New!**GBH 11 DE**
Professional

Technical data		
Rated power input	1500 W	1500 W
Max. impact energy	12.5 J	14.2 J
Drilling diameter in concrete with hammer drill bits	12 - 45 mm	12 - 52 mm
Vibration level (drilling/chiselling)	8.0/7.0 m/s ²	21.0/16.0 m/s ²
Weight	8.9 kg	11.1 kg
Part number	0 611 265 000	0 611 245 703
Comes complete with	Auxiliary handle Carrying case	Auxiliary handle Carrying case

Rotary and demolition hammers

Demolition hammer with SDS-plus
Demolition hammers with SDS-max

3

Demolition hammer with SDS-plus / SDS-max

GSH 3 E
Professional

GSH 388
Professional

GSH 5 CE
Professional



Product video



Technical data			
Rated power input	650 W	1050 W	1150 W
Max. impact energy	2.6 J	7.1 J	8.3 J
Vibration level (chiselling)	16.0 m/s ²	-	8.0 m/s ²
Weight	3.5 kg	4.9 kg	6.2 kg
Part number	0 611 320 703	0 611 388 003	Not available
Comes complete with	Tile chisel Pointed chisel Auxiliary handle Carrying case	Carrying case	Pointed chisel (400 mm) Auxiliary handle Carrying case

Demolition hammers with SDS-max

GSH 11 E
Professional

GSH 11 VC
Professional
New!



Technical data		
Rated power input	1500 W	1650 W
Max. impact energy	16.8 J	23 J
Impact rate at rated speed	900 – 1,890 bpm	900 – 1,700 bpm
Vibration level (chiselling)	16.0 m/s ²	8.0 m/s ²
Weight	10.1 kg	11.1 kg
Part number	0 611 316 703	0 611 336 000
Comes complete with	Flat chisel (25 x 400 mm) Auxiliary handle Carrying case	-

3

Rotary and demolition hammers Breakers



GSH 16-28 Professional breaker

40% more material removal in the 16kg class

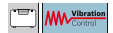
- ▶ Highest material removal rate due to 41 J single impact force and 1750 watts motor power
- ▶ Longest lifetime due to robust design and use of high-quality materials
- ▶ Vibration Control for up to 60% less harmful vibration and, therefore, longer operating time and greater ease of use

Breakers

GSH 16-28 Professional



GSH 16-30 Professional



Technical data		
Rated power input	1750 W	1750 W
Max. impact energy	41 J	41 J
Impact rate at rated speed	1,300 bpm	1,300 bpm
Toolholder	28 mm internal hexagon	30 mm internal hexagon
Vibration level (chiselling)	10.0 m/s ²	10.0 m/s ²
Weight	17.9 kg	16.5 kg
Part number	0 611 335 000	0 611 335 100
Comes complete with	Pointed chisel (400 mm) Carrying handle Trolley, carrying case	Pointed chisel (400 mm) Carrying handle Trolley, carrying case

Rotary and demolition hammers Breaker

3

GSH 27 VC Professional breaker

The world's most powerful electric breaker

- ▶ Highest impact performance due to 62 joules of impact energy and 1,000 blows per minute
- ▶ Very low vibration (only 8 m/s²) thanks to the decoupled handles and the vibration-reduced hammer mechanism – for a longer trigger time per day
- ▶ Very long lifetime thanks to high-quality components made of aluminium and steel



Breaker

GSH 27 VC Professional



Product video



Technical data

Rated power input	2000 W
Max. impact energy	62 J
Impact rate at rated speed	1,000 bpm
Toolholder	28 mm internal hexagon
Vibration level (chiselling)	8.0 m/s ²
Weight	29.5 kg
Part number	0 611 30A 000
Comes complete with	-

4

Diamond technology



A system of power: Bosch diamond technology

Bosch diamond drilling systems combine high performance with high convenience. For you, this means highly efficient dry and wet drilling – even in the hardest stone and in concrete. The robust technology also ensures low-vibration and low-dust working.

The wide range of accessories for wet and dry drilling is easy to handle and enables precise results even in demanding applications. The wall chasers impress with their low weight and easy assembly – for precision even in tough jobs.



The GDB 2500 WE Professional diamond drill can drill through concrete with rebar powerfully and without vibration.



The S 500 A Professional drill stand positions the diamond drill perfectly against the wall.

4

Diamond technology

Diamond drill



GDB 2500 WE Professional diamond drill

The most powerful tool in its class

- ▶ Powerful, overload-capable 2500 W motor with starting current switching for vibration-free and precise drilling in concrete with reinforcing steel
- ▶ Sturdy 2-speed gearbox for high power transfer and optimum circumferential speeds
- ▶ Can be fixed onto the drill stand without tools and mounted on walls with wall plugs

Diamond drill

GDB 1600 WE Professional



Technical data	
Rated power input	1600 W
Weight	5.9 kg
Rated speed	980 / 2,400 rpm
Toolholder	G 1/2", 1 1/4"
Part number	Not available
Comes complete with	Flushing head Auxiliary handle Carrying case

Diamond technology

Diamond drills

4

Diamond drill

GDB 1600 DE

Professional



Technical data

Rated power input	1600 W
Weight	5.5 kg
Rated speed	980 / 2,400 rpm
Toolholder	G 1/2", 1 1/4"
Part number	Not available
Comes complete with	Dust extraction head Auxiliary handle Carrying case

Diamond drill

GDB 2500 WE

Professional



Technical data

Rated power input	2500 W
Weight	11.8 kg
Rated speed	440 / 960 rpm
Toolholder	G 1/2", 1 1/4"
Part number	Not available
Comes complete with	-

4

Diamond technologyDrill stand
Concrete grinder**Drill stand****S 500 A**
Professional

Technical data	
Column length	1,000 mm
Drill stroke	500 mm
Weight	12.5 kg
Part number	Not available
Comes complete with	Transport wheels

Concrete grinder**GBR 14 CA**
Professional

Technical data	
Rated power input	1400 W
No-load speed	11,000 rpm
Grinding head, diameter	125 mm
Weight	2.7 kg
Part number	0 601 773 703
Comes complete with	125 mm diamond grinding head (grey) 3 brush rings Carrying case

Diamond technology

Wall chasers

4

Wall chasers

GNF 20 CA
Professional



GNF 35 CA
Professional



Technical data		
Rated power input	900 W	1400 W
Adjustable groove depth	0 – 20 mm	0 – 35 mm
Groove width	3 – 23 mm	3 – 39 mm
Disc diameter	115 mm	150 mm
Part number	Not available	Not available
Comes complete with	5 spacers 4 mm Break-out tool Carrying case	3 spacers 4 mm 4 spacers 6 mm Carrying case

Wall chaser

GNF 65 A
Professional



Technical data	
Rated power input	2400 W
Adjustable groove depth	20 – 65 mm
Groove width	3 – 40 mm
Disc diameter	230 mm
Part number	0 601 368 703
Comes complete with	14-piece accessories, including 3 spacers 4 mm 4 spacers 6 mm Carrying case

5

Angle grinders and metalworking



The formula for success: more endurance, better handling

Large and small angle grinders from Bosch excel due to their powerful motors, good handling and low weight. And this in every power class.

What's more, Bosch angle grinders stand for long lifetime and a high level of robustness – even in the toughest work conditions. You will find the right tool for every application in our comprehensive product range.

























Tested by professionals: **the GWS 24 LVI Professional angle grinder**

“Your arms don't get tired as quickly with the GWS 24 LVI Professional from Bosch, even when used for lengthy periods of time. And the power is great – it's very quick at dressing welded seams.”




















Jerry Janssens, metalworker in container construction

The right tool for every application

	Light	Flexible	Power & Protection
			
Advantages	Basic applications <ul style="list-style-type: none"> ▶ Perfect ergonomics ▶ Lightweight and compact ▶ Easy handling in confined work spaces 	Universal applications <ul style="list-style-type: none"> ▶ The perfect all-rounder for many applications ▶ Optimum power-to-ergonomics ratio 	Toughest applications <ul style="list-style-type: none"> ▶ The best performance for the toughest applications ▶ The fastest work progress ▶ Maximum protection due to KickBack-Stop and restart protection
Target group	<ul style="list-style-type: none"> ▶ HVAC installation ▶ Maintenance/Vehicle repair ▶ Mechanical engineers ▶ Metalworkers ▶ etc. 	<ul style="list-style-type: none"> ▶ General metalworking ▶ Locksmiths ▶ Plumbers, HVAC installation ▶ Electricians ▶ etc. 	<ul style="list-style-type: none"> ▶ Metalworking/Steel construction ▶ Mechanical engineering/Container construction ▶ Building trade ▶ Roofers ▶ etc.
700 – 800 W	 GWS 7-115  GWS 7-125  GWS 7-115 E  GWS 8-115 Z		
900 – 1100 W		 New! GWS 9-115  New! GWS 9-125  GWS 10-125 Z  New! GWS 11-125	
1200 – 1500 W			 New! GWS 12-125 CI  New! GWS 12-125 CIE  GWS 14-125 INOX  New! GWS 15-125 CI  GWS 15-125 CIH  New! GWS 15-125 CIE  GWS 15-125 CIEH  New! GWS 15-125 CIT  GWS 15-125 CITH  New! GWS 15-150 CI  GWS 15-150 CIH



Performance characteristics: Small angle grinders

Small angle grinders												
		Part number	Rated power input	No-load speed	Weight	Speed pre-selection	Constant Electronic	KickBack Stop	Restart protection	Direct cooling	Dead-man switch	High torque
Light												
	GWS 7-115 Professional	0.601.388.1..	720 W	11,000	1.9 kg							
	GWS 7-115 E Professional	0.601.388.2..	720 W	2,800 – 11,000	1.9 kg	●						
	GWS 7-125 Professional	0.601.388.1..	720 W	11,000	1.9 kg							
	GWS 8-115 Z Professional	0.601.831.2..	800 W	11,000	1.9 kg						●	
Flexible												
	New! GWS 9-115 Professional	0.601.790.0..	900 W	11,500	2.1 kg					●		
	New! GWS 9-125 Professional	0.601.791.0..	900 W	11,500	2.1 kg					●		
	GWS 10-125 Z Professional	0.601.832.2..	1,000 W	11,500	2.1 kg						●	
	New! GWS 11-125 Professional	0.601.792.0..	1,100 W	11,500	2.3 kg					●		
Power & Protection												
	New! GWS 12-125 CI Professional	0.601.793.0..	1,200 W	11,500	2.3 kg		●	●	●	●		
	New! GWS 12-125 CIE Professional	0.601.794.0..	1,200 W	2,800 – 11,500	2.3 kg	●	●	●	●	●		
	GWS 14-125 INOX Professional	0.601.829.J..	1,400 W	2,200 – 7,500	2.2 kg	●	●	●	●	●		●
	New! GWS 15-125 CI Professional	0.601.795.0..	1,500 W	11,500	2.4 kg		●	●	●	●		
	New! GWS 15-125 CIE Professional	0.601.796.0..	1,500 W	2,800 – 11,500	2.4 kg	●	●	●	●	●		
	New! GWS 15-125 CIT Professional	0.601.797.0..	1,500 W	2,800 – 9,300	2.4 kg	●	●	●	●	●		●
	New! GWS 15-150 CI Professional	0.601.798...	1,500 W	9,300	2.5 kg		●	●	●	●		
	GWS 15-125 CIH Professional	0.601.830.2..	1,500 W	11,000	2.3 kg		●	●	●			
	GWS 15-125 CIEH Professional	0.601.830.3..	1,500 W	2,800 – 11,000	2.3 kg	●	●	●	●			
	GWS 15-125 CITH Professional	0.601.830.4..	1,500 W	2,800 – 9,300	2.3 kg	●	●	●	●			●
	GWS 15-150 CIH Professional	0.601.830.5..	1,500 W	9,300	2.4 kg		●	●	●			



5

Angle grinders and metalworking

Angle grinders



GWS 15-125 CI Professional angle grinder

More power, longer lifetime, more safety

- ▶ Maximum performance thanks to the new motor with more power and Constant Electronic
- ▶ Longer lifetime due to longer carbon brush lifetime, a newer, more powerful motor, direct motor cooling and motor overload protection
- ▶ More safety for the user due to KickBack Stop, anti-vibration auxiliary handle and restart protection

Angle grinders

GWS 7-115
Professional

GWS 7-115 E
Professional

GWS 7-125
Professional



Product video



Technical data			
Rated power input	720 W	720 W	720 W
No-load speed	11,000 rpm	2,800 – 11,000 rpm	11,000 rpm
Disc diameter	115 mm	115 mm	125 mm
Switch	2-way	2-way	2-way
Weight	1.9 kg	1.9 kg	1.9 kg
Part number	0 601 388 103	Not available	Not available
Comes complete with	Carrying case	-	-

Angle grinders and metalworking

Angle grinders

5

Angle grinders

GWS 8-115 Z
Professional

GWS 9-115
Professional
New!

GWS 9-125
Professional
New!



Technical data			
Rated power input	800 W	900 W	900 W
No-load speed	11,000 rpm	11,500 rpm	11,500 rpm
Disc diameter	115 mm	115 mm	125 mm
Switch	Deadman	2-way	2-way
Weight	1.9 kg	2.1 kg	2.1 kg
Part number	0 601 831 200	0 601 790 000	Not available
Comes complete with	Quick adjustment protective guard Vibration Control auxiliary handle	Quick adjustment protective guard	Quick adjustment protective guard

Angle grinders

GWS 10-125 Z
Professional

GWS 11-125
Professional
New!



Technical data		
Rated power input	1000 W	1100 W
No-load speed	11,000 rpm	11,500 rpm
Disc diameter	125 mm	125 mm
Switch	Deadman	2-way
Weight	2.1 kg	2.3 kg
Part number	0 601 832 200	0 601 792 000
Comes complete with	Quick adjustment protective guard Vibration Control auxiliary handle	Quick adjustment protective guard

5

Angle grinders and metalworking Angle grinders

Angle grinders

GWS 12-125 CI

Professional

New!



GWS 12-125 CIE

Professional

New!



Technical data		
Rated power input	1200 W	1200 W
No-load speed	11,500 rpm	2,800 – 11,500 rpm
Disc diameter	125 mm	125 mm
Switch	2-way	2-way
Weight	2.3 kg	2.3 kg
Part number	Not available	Not available
Comes complete with	Quick adjustment protective guard Vibration Control auxiliary handle	Quick adjustment protective guard Vibration Control auxiliary handle

Angle grinders

GWS 15-125 CI

Professional

New!



GWS 15-125 CIE

Professional

New!



Technical data		
Rated power input	1500 W	1500 W
No-load speed	11,500 rpm	2,800 – 11,500 rpm
Disc diameter	125 mm	125 mm
Switch	2-way	2-way
Weight	2.4 kg	2.4 kg
Part number	0 601 795 002	0 601 796 002
Comes complete with	Quick adjustment protective guard Vibration Control auxiliary handle	Quick adjustment protective guard Vibration Control auxiliary handle

Angle grinders and metalworking

Angle grinders

5

Angle grinders

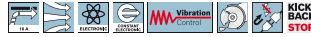
GWS 15-125 CIT

Professional

New!

GWS 15-150 CI

Professional

New!

Technical data		
Rated power input	1500 W	1500 W
No-load speed	2,800 – 9,300 rpm	9,300 rpm
Disc diameter	125 mm	150 mm
Switch	2-way	2-way
Weight	2.4 kg	2.5 kg
Part number	Not available	Not available
Comes complete with	Quick adjustment protective guard Vibration Control auxiliary handle	Quick adjustment protective guard Vibration Control auxiliary handle

Angle grinders

GWS 15-125 CIH

Professional

GWS 15-125 CIEH

Professional



Technical data		
Rated power input	1500 W	1500 W
No-load speed	11,000 rpm	2,800 – 11,000 rpm
Disc diameter	125 mm	125 mm
Switch	Tri-Control	Tri-Control
Weight	2.3 kg	2.3 kg
Part number	Not available	Not available
Comes complete with	Quick adjustment protective guard Vibration Control auxiliary handle	Quick adjustment protective guard Vibration Control auxiliary handle

5

Angle grinders and metalworking

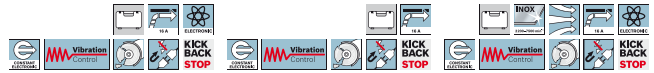
Angle grinders

Angle grinders

GWS 15-125 CITH
Professional

GWS 15-150 CIH
Professional

GWS 14-125 Inox
Professional



Technical data	GWS 15-125 CITH	GWS 15-150 CIH	GWS 14-125 Inox
Rated power input	1500 W	1500 W	1400 W
No-load speed	2,800 – 9,300 rpm	9,300 rpm	2,200 – 7,500 rpm
Disc diameter	125 mm	150 mm	125 mm
Switch	Tri-Control	Tri-Control	2-way
Weight	2.3 kg	2.4 kg	2.2 kg
Part number	Not available	0 601 830 503	0 601 829 J00
Comes complete with	Quick adjustment protective guard Vibration Control auxiliary handle Carrying case	Quick adjustment protective guard Vibration Control auxiliary handle Carrying case	Quick adjustment protective guard Vibration Control auxiliary handle Carrying case



GWS 24-230 LVI Professional
angle grinder

The powerful tool with the lowest weight

- ▶ Powerful 2400 W Champion motor and rotating bow handle
- ▶ Lowest weight in its class
- ▶ Vibration reduced by up to 50% thanks to Vibration Control main and auxiliary handles, for low-fatigue working

Angle grinders and metalworking

Angle grinders

5

Angle grinders

GWS 22-180 LVI Professional



GWS 22-230 LVI Professional



Technical data		
Rated power input	2200 W	2200 W
No-load speed	8,500 rpm	6,500 rpm
Disc diameter	180 mm	230 mm
Switch	Tri-Control	Deadman / Tri-Control
Weight	5.3 kg	5.4 kg
Part number	Not available	Not available
Comes complete with	Quick adjustment protective guard Vibration Control auxiliary handle	Quick adjustment protective guard Vibration Control auxiliary handle

Angle grinders

GWS 24-180 LVI Professional



GWS 24-230 LVI Professional



Product video



Technical data		
Rated power input	2400 W	2400 W
No-load speed	8,500 rpm	6,500 rpm
Disc diameter	180 mm	230 mm
Switch	Tri-Control	Deadman
Weight	5.4 kg	5.5 kg
Part number	Not available	0 601 893 H04
Comes complete with	Quick adjustment protective guard Vibration Control auxiliary handle	Quick adjustment protective guard Vibration Control auxiliary handle

5

Angle grinders and metalworking Angle grinders

Angle grinders

GWS 26-180 LVI

Professional

New!



GWS 26-230 LVI

Professional

New!



Technical data		
Rated power input	2600 W	2600 W
No-load speed	8,500 rpm	6,500 rpm
Disc diameter	180 mm	230 mm
Switch	Tri-Control	Deadman
Weight	5.4 kg	5.6 kg
Part number	Not available	Not available
Comes complete with	SDS quick-locking nut Quick adjustment protective guard Auxiliary handle	SDS quick-locking nut Quick adjustment protective guard Vibration Control auxiliary handle

Angle grinders

GWS 22-180 JH

Professional



Product video



GWS 22-230 JH

Professional



Technical data		
Rated power input	2200 W	2200 W
No-load speed	8,500 rpm	6,500 rpm
Disc diameter	180 mm	230 mm
Switch	Tri-Control	Tri-Control
Weight	5.0 kg	5.2 kg
Part number	Not available	0 601 882 M03
Comes complete with	-	-

Angle grinders and metalworking

Angle grinders

5

Angle grinders

GWS 24-180 JH

Professional

New!

GWS 24-230 JH

Professional

New!

Technical data

Rated power input	2400 W	2400 W
No-load speed	8,500 rpm	6,500 rpm
Disc diameter	180 mm	230 mm
Switch	Tri-Control	Tri-Control
Weight	5.9 kg	5.2 kg
Part number	Not available	Not available
Comes complete with	-	-

Angle grinders

GWS 26-180 JH

Professional



GWS 26-230 JH

Professional



Technical data

Rated power input	2600 W	2600 W
No-load speed	8,500 rpm	6,500 rpm
Disc diameter	180 mm	230 mm
Switch	Tri-Control	Tri-Control
Weight	5.9 kg	6.0 kg
Part number	Not available	Not available
Comes complete with	Vibration Control auxiliary handle	Vibration Control auxiliary handle

5

Angle grinders and metalworking

Angle grinders
Polisher

Angle grinders

GWS 24-230 JVX
Professional



GWS 24-300 J + SDS
Professional



Technical data		
Rated power input	2400 W	2400 W
No-load speed	6,500 rpm	5,000 rpm
Disc diameter	230 mm	300 mm
Switch	Deadman	-
Weight	6.6 kg	10.3 kg
Part number	0 601 864 Z04	Not available
Comes complete with	SDS quick-locking nut Quick adjustment protective guard Vibration Control auxiliary handle	SDS quick-locking nut Protective guard with cutting guide

Polisher

GPO 14 CE
Professional



Technical data	
Rated power input	1400 W
No-load speed	750 – 3,000 rpm
Cup wheel, diameter	180 mm
Weight	2.5 kg
Part number	0 601 389 000
Comes complete with	Bow handle

Angle grinders and metalworking

Straight grinders

5

GGG 28 C / 28 CE Professional straight grinders

The handy tool for universal grinding work

- ▶ Compact, ergonomic shape for versatile grinding work
- ▶ Powerful 600/650-watt motor with soft start for fast work progress
- ▶ KickBack Stop: detects when the tool is jammed and shuts it down immediately



Straight grinders

GGG 28 C
Professional

GGG 28 CE
Professional



Product video



Technical data	GGG 28 C	GGG 28 CE
Rated power input	600 W	650 W
No-load speed	28,000 rpm	10,000 – 28,000 rpm
Toolholder	Collet up to 8 mm	Collet up to 8 mm
Weight	1.4 kg	1.4 kg
Part number	0 601 220 000	Not available
Comes complete with	-	-

5

Angle grinders and metalworking Straight grinders

Straight grinders




Product video

GGG 28 LC
Professional
New!



GGG 28 LCE
Professional
New!



Technical data	GGG 28 LC	GGG 28 LCE
Rated power input	650 W	650 W
No-load speed	28,000 rpm	10,000 – 28,000 rpm
Toolholder	Collet up to 8 mm	Collet up to 8 mm
Weight	1.6 kg	1.6 kg
Part number	0 601 221 000	0 601 221 100
Comes complete with	-	-

Straight grinders

GGG 8 CE
Professional
New!

GGG 6 S
Professional

GGG 16
Professional



Technical data	GGG 8 CE	GGG 6 S	GGG 16
Rated power input	750 W	1150 W	900 W
No-load speed	2,500 – 8,000 rpm	6,800 rpm	16,000 rpm
Toolholder	Collet up to 8 mm	Diameter 20 mm / Spindle M14	Collets up to 10 mm diameter
Weight	1.7 kg	3.9 kg	3.0 kg
Part number	0 601 222 000	0 601 214 103	0 601 209 103
Comes complete with	1 open-ended spanner WAF 13 1 open-ended spanner WAF 19	7-piece accessories, including Allen key 65 mm diameter clamping flange	8 mm collet

Angle grinders and metalworking

Double-wheeled bench grinders

5

Double-wheeled bench grinder

GSM 200 D

Professional



Technical data	
Rated power input	550 W
Grinding wheel diameter	200 mm
Grinding wheel widths	25 mm
Grinding wheel bore	32 mm
Part number	Not available
Comes complete with	Grinding wheel, normal grit, grit of 36 Grinding wheel, normal grit, grit of 60

Double-wheeled bench grinders

GBG 6

Professional

New!



GBG 8

Professional

New!



Technical data	
Rated power input	350 W
Grinding wheel diameter	150 mm
Grinding wheel widths	25 mm
Grinding wheel bore	20 mm
Part number	0 601 27A 000*
Comes complete with	Material supports Spark guards Grinding wheels, grit of 24 / 60

* Available from 09/2012

* Available from 09/2012

5

Angle grinders and metalworking

Shears

Shears

GSC 160
Professional



GSC 2,8
Professional



Technical data		
Rated power input	500 W	500 W
No-load stroke rate	5,000 spm	2,400 spm
Stroke rate under load	3,500 spm	1,500 spm
Max. cutting capacity in steel (400 N/mm ²)	1.6 mm	2.8 mm
Weight	1.8 kg	2.7 kg
Part number	0 601 500 403	0 601 506 103
Comes complete with	Blades	4-piece accessories, including Blades Alignment gauge

Shear

GSZ 160
Professional



Technical data	
Rated power input	500 W
No-load stroke rate	5,600 spm
Stroke rate under load	3,600 spm
Max. cutting capacity in steel (400 N/mm ²)	1.6 mm
Weight	1.6 kg
Part number	Not available
Comes complete with	Blades Pair of cutters

Angle grinders and metalworking

Nibblers

Nibblers

Nibblers

Nibblers

5

Nibblers

GNA 16 (SDS)

Professional

GNA 2,0

Professional

GNA 3,5

Professional



Technical data			
Rated power input	350 W	500 W	620 W
No-load stroke rate	2,200 spm	2,400 spm	1,000 spm
Stroke rate under load	1,600 spm	1,500 spm	670 spm
Max. cutting capacity in steel (400 N/mm ²)	1.6 mm	2.0 mm	3.5 mm
Weight	1.7 kg	2.0 kg	3.5 kg
Part number	0 601 529 203	0 601 530 103	0 601 533 103
Comes complete with	Punch Die plate	Die plate Punch	5-piece accessories, including Auxiliary handle

Jigsaw

GST 25 Metal

Professional

New!



Technical data	
Rated power input	670 W
Cutting depth in aluminium	25 mm
Cutting depth in unalloyed steel	15 mm
Cutting depth in wood	80 mm
Weight	2.7 kg
Part number	0 601 516 000
Comes complete with	2 saw blades 1 anti-splinter guard Carrying case

6

Woodworking



Routers, planers and sanders for visibly good results

Professional surface finishing means clean edges when routing, material removal accurate to the millimetre when planing, and perfect surfaces when sanding. Bosch offers a suitable solution for each of these tasks. Power tools that combine power and precision. For you, this means first-class work results without compromises.



Tested by professionals: the GMF 1600 CE Professional multifunction router

“The GMF 1600 CE Professional combines the major advantages of copy and plunge routing in one single tool. This router sets new standards with its powerful motor and innovative features.”

Alan Holtham, carpenter

6

Woodworking Random orbit sanders



New!

GEX 125-150 AVE Professional
random orbit sander

Lowest vibration: no more tingling in your hands

- ▶ Unique vibration damping: lowest vibration, even in continuous use
- ▶ Highest surface quality: sanding unit is decoupled from housing for consistent contact pressure
- ▶ Flexibility for every application range due to the choice of using 150 mm or 125 mm sanding pad diameter

Random orbit sanders

GEX 125-1 AE
Professional



Product video



GEX 125-150 AVE
Professional
New!



Technical data		
Rated power input	250 W	400 W
Sanding pad diameter	125 mm	150 mm
Orbit diameter	2.5 mm	4 mm
No-load speed	7,500 – 12,000 rpm	5,500 – 12,000 rpm
Part number	0 601 387 590	0 601 37B 101 0 601 37B 102
Comes complete with	Microfilter box Sanding paper Carrying case	3 sanding pads Sanding paper Auxiliary handle Microfilter box Allen key, L-BOXX
		3 sanding pads Sanding paper Auxiliary handle Microfilter box Allen key, carton

Woodworking

Random orbit sanders

6

Random orbit sander

GEX 125 AC
Professional



Technical data	
Rated power input	340 W
Sanding pad diameter	125 mm
Orbit diameter	5 mm
No-load speed	4,500 – 12,000 rpm
Part number	0 601 372 480
Comes complete with	Microfilter box Auxiliary handle Sanding paper

Random orbit sanders

GEX 150 AC
Professional



GEX 150 Turbo
Professional



Technical data	
Rated power input	340 W
Sanding pad diameter	150 mm
Orbit diameter	4 mm
No-load speed	4,500 – 12,000 rpm
Part number	0 601 372 680
Comes complete with	Microfilter box Auxiliary handle Sanding paper

Rated power input	600 W
Sanding pad diameter	150 mm
Orbit diameter	4.5 mm
No-load speed	3,100 – 6,650 rpm
Part number	0 601 250 760
Comes complete with	Auxiliary handle Sanding paper Carrying case

6

Woodworking Orbital sanders

Orbital sander

GSS 140 A
Professional



Technical data	
Rated power input	180 W
Orbit diameter	1.6 mm
Sanding plate, width	113 mm
Sanding plate, length	105 mm
Part number	0 601 297 087
Comes complete with	Microfilter box Hole punch 2 sheets of sanding paper Carrying case

Orbital sanders

GSS 23 A
Professional

GSS 23 AE
Professional

GSS 230 AE
Professional



Technical data			
Rated power input	190 W	190 W	300 W
Orbit diameter	2.0 mm	2.0 mm	2.4 mm
Sanding plate, width	92 mm	92 mm	92 mm
Sanding plate, length	182 mm	182 mm	182 mm
Part number	Not available	Not available	0 601 292 660
Comes complete with	Microfilter box 1 sheet of sanding paper	Microfilter box Hole punch 2 sheets of sanding paper Carrying case	Microfilter box Sanding paper Auxiliary handle Carrying case

Woodworking

Orbital sander
Belt sander

6

Orbital sander

GSS 280 AE
Professional



Technical data	
Rated power input	330 W
Orbit diameter	2.4 mm
Sanding plate, width	114 mm
Sanding plate, length	226 mm
Part number	0 601 293 660
Comes complete with	Microfilter box Sanding paper Auxiliary handle Carrying case

Belt sander

GBS 75 AE Set
Professional



Technical data	
Rated power input	750 W
Sanding surface, width	75 mm
Belt, length	533 mm
Part number	Not available
Comes complete with	1 fabric sanding belt 1 parallel/angle guide 1 sub-frame 1 dust bag 1 graphite plate Carrying case

6

Woodworking Multi-cutters



New!

GOP 300 SCE Professional
multi-cutter

Accessory changes in no time

- ▶ SDS system for fast, tool-free changing of accessories with maximum convenience
- ▶ Powerful 300-watt motor with Constant Electronic for constant work progress in every application
- ▶ Slim grip circumference for more comfortable working in precision applications and in continuous use

A detailed accessories overview for multi-cutters starts on page 118


Multi-cutters

GOP 250 CE
Professional

GOP 300 SCE
Professional
New!



Product video



Technical data		
Rated power input	250 W	300 W
No-load speed	8,000 – 20,000 rpm	8,000 – 20,000 rpm
Oscillation angle on left/right	1.4°	1.4°
Weight	1.3 kg	1.7 kg
Part number	Not available	0 601 230 500
Comes complete with	Hexagon socket spanner Adapter for competitor accessories Delta sanding plate Segment saw blade	2 saw blades Sanding paper Carton (with L-BOXX inlay)

Woodworking

Delta sander

Multifunction router / Router

6

Delta sander

GDA 280 E
Professional



Technical data

Rated power input	280 W
Sanding plate across corners	92 mm
Orbital stroke rate	13,000 – 19,000 opm
Orbit diameter	2.0 mm
Part number	0 601 294 703
Comes complete with	Louvre sanding attachment 20 standard sanding sheets 2 sanding fingers (flat and oval) 1 polishing felt Carrying case

Multifunction router / Router



Product video

GMF 1600 CE
Professional



GOF 1600 CE
Professional



Technical data

Rated power input	1600 W	1600 W
No-load speed	10,000 – 25,000 rpm	10,000 – 25,000 rpm
Toolholder	8 – 12.7 mm	8 – 12.7 mm
Maximum router cage stroke	76 mm	76 mm
Part number	0 601 624 022*	0 601 624 020*
Comes complete with	Parallel guide with fine adjustment 17 mm and 30 mm template guides 8 mm and 12 mm collets	Parallel guide with fine adjustment 17 mm and 30 mm template guides 8 mm and 12 mm collets

* Available from 09/2012

* Available from 09/2012

6

Woodworking Routers Palm router

Routers

GOF 900 CE
Professional



GOF 2000 CE
Professional



Technical data	GOF 900 CE	GOF 2000 CE
Rated power input	900 W	2000 W
No-load speed	12,000 – 24,000 rpm	8,000 – 21,000 rpm
Toolholder	6 – 8.0 mm	8 – 12.7 mm
Maximum router cage stroke	50 mm	65 mm
Part number	0 601 614 603	0 601 619 703
Comes complete with	Parallel guide with fine adjustment 8 mm collet 17 mm template guide	Parallel guide with fine adjustment 12 mm collet 30 mm template guide

Palm router

GKF 600
Professional



Technical data	GKF 600
Rated power input	600 W
No-load speed	33,000 rpm
Toolholder	6 mm / 8 mm
Weight	1.5 kg
Part number	Not available
Comes complete with	6 mm and 8 mm collets Parallel guide Pilot Carrying case

Woodworking

Biscuit jointer Planers

6

Biscuit jointer

GFF 22 A
Professional



Technical data	
Rated power input	670 W
Max. cutting depth	22 mm
Blade cutter diameter	105 mm
Blade cutter diameter bore	22.0 mm
Part number	0 601 620 063
Comes complete with	TC blade cutter Two-hole spanner Carrying case

Planers

GHO 15-82
Professional

GHO 26-82
Professional

GHO 40-82 C
Professional



Technical data			
Rated power input	600 W	710 W	850 W
Planing width	82 mm	82 mm	82 mm
Adjustable depth of cut	0 – 1.5 mm	0 – 2.6 mm	0 – 4.0 mm
Adjustable rebating depth	0 – 9 mm	0 – 9 mm	0 – 24 mm
Part number	0 601 594 003	0 601 594 103	0 601 594 760
Comes complete with	Parallel guide Dust bag	90° parallel guide 1 extra Woodrazor reversible blade Dust bag	90° parallel guide 1 extra Woodrazor reversible blade Rebating depth guide Dust bag Carrying case

6

Accessories for multi-cutter power tools – perfect trimming, adjusting and repairing



Tile or bathroom renovation

The specialists for hard applications.



Model AVZ 70 RT
Part no. 2 608 661 757
3Max HM-RIFF
grout and mortar remover,
70 mm



Model ACZ 85 RD
Part no. 2 608 661 689
Diamond-RIFF
segment saw blade,
85 mm



Model ACZ 85 RT
Part no. 2 608 661 642
HM-RIFF
segment saw blade,
85 mm




Model AVZ 78 RT
Part no. 2 608 661 648
HM-RIFF
sanding plate,
78 mm



Model AIZ 28 EB
Part no. 2 608 661 644
BIM plunge-cutting saw blade
Wood and Metal,
28 x 50 mm



Model AIZ 32 AB
Part no. 2 608 661 688
BIM plunge-cutting saw blade
Metal,
32 x 30 mm



Flooring work*

The problem solvers for working really close to edges or in corners.



Model ACZ 100 BB
Part no. 2 608 661 633
BIM segment saw blade
Wood and Metal, with depressed
centre, 100 mm



Model ACZ 85 EB
Part no. 2 608 661 636
BIM-TiN segment saw blade
Wood and Metal, with depressed
centre, 85 mm



Model ACZ 85 EC
Part no. 2 608 661 643
HCS segment saw blade
Wood, with depressed centre,
85 mm



Model ACZ 100SWB
Part no. 2 608 661 693
BIM serrated segment blade,
100 mm



Model ATZ 52 SFC
Part no. 2 608 661 647
HCS scraper, flexible,
52 x 38 mm



Model ATZ 52 SC
Part no. 2 608 661 646
HCS scraper, rigid,
52 x 26 mm



Trimming and adjustment work*

The professionals for working in tight spaces.



Model AIZ 65 BB
Part no. 2 608 661 781
BIM plunge-cutting saw blade
Wood and Nails,
65 x 40 mm



Model AIZ 28 EB
Part no. 2 608 661 644
BIM plunge-cutting saw blade
Wood and Metal,
28 x 50 mm



Model AIZ 32 BB
Part no. 2 608 661 645
BIM plunge-cutting saw blade
Hard Wood,
32 x 40 mm



Model AIZ 20 AB
Part no. 2 608 661 640
BIM plunge-cutting saw blade
Metal,
20 x 20 mm



Model AIZ 10 AB
Part no. 2 608 661 641
BIM plunge-cutting saw blade
Metal,
10 x 20 mm



Model ACI 85 EB
Part no. 2 608 661 758
BIM-TiN segment saw blade Multi
Material, flat,
85 mm

Accessories for multi-cutter power tools – perfect trimming, adjusting and repairing

6



Model **Part no.**
ACZ 65 RT 2 608 661 692
HM-RIFF thin-kerf
segment saw blade,
65 mm



Model **Part no.**
AIZ 20 AB 2 608 661 640
BIM plunge-cutting saw blade
Metal,
20 x 20 mm



Model **Part no.**
AIZ 65 BB 2 608 661 781
BIM plunge-cutting saw blade
Wood and Nails,
65 x 40 mm



Model **Part no.**
AOI 85 EB 2 608 661 760
BIM-TiN round saw blade
Multi Material, flat,
85 mm



redWood

Model
Red Wood
Sanding sheets, 93 mm,
K40-400



Model **Part no.**
AIZ 32 EC 2 608 661 637
HCS plunge-cutting saw blade
Wood,
32 x 40 mm



Model **Part no.**
AIZ 20 EC 2 608 661 638
HCS plunge-cutting saw blade
Wood,
20 x 30 mm



Model **Part no.**
AIZ 10 EC 2 608 661 639
HCS plunge-cutting saw blade
Wood,
10 x 30 mm



Model **Part no.**
AIZ 32 AB 2 608 661 688
BIM plunge-cutting saw blade
Metal,
32 x 30 mm



Model **Part no.**
ACI 65 AB 2 608 661 759
BIM-TiN segment saw blade
Multi Material, flat,
65 mm



Model **Part no.**
ACZ 85 EB 2 608 661 636
BIM-TiN segment saw blade
Wood and Metal, with depressed
centre, 85 mm



redWood

Model
Red Wood
Sanding sheets, 93 mm,
K40-400



blackStone

Model
Black Stone
Sanding sheets, 93 mm,
K40-400

6

Accessories for multi-cutter power tools – perfect trimming, adjusting and repairing



For all work with insulation materials and sealants

The experts for clean and quick cuts in very soft materials.



Model ACZ 100SWB
Part no. 2 608 661 693
BIM serrated segment blade, 100 mm



Model AIZ 28 SC
Part no. 2 608 661 691
HCS universal joint cutter, 28 x 50 mm



Model ATZ 52 SFC
Part no. 2 608 661 647
HCS scraper, flexible, 52 x 38 mm



Automobile and ship building*

The specialists for sawing, sanding and polishing work on land and also at sea.



Model ACI 85 EB
Part no. 2 608 661 758
BIM-TiN segment saw blade Multi Material, flat, 85 mm



Model ACI 65 AB
Part no. 2 608 661 759
BIM-TiN segment saw blade Multi Material, flat, 65 mm



Model AOI 85 EB
Part no. 2 608 661 760
BIM-TiN round saw blade Multi Material, flat, 85 mm



Model ACZ 65 RT
Part no. 2 608 661 692
HM-RIFF thin-kerf segment saw blade, 65 mm



Model White Paint
Sanding sheets, 93 mm, K40-400



Model Fleece
Part no. Grit 100 2 608 604 494
Grit 280 2 608 604 495



608 294 33F1

* Bosch offers a comprehensive range of powerful 93 mm delta sanding sheets, appropriate for all multi-cutter power tools, for sanding paint, varnish, wood and non-metallic materials such as stone or glass. With Velcro-type fastening system for fast sheet changes.

Accessories for multi-cutter power tools – perfect trimming, adjusting and repairing

6



Model **Part no.**
AOI 65 AB 2 608 661 761
BIM-TiN round saw blade
Multi Material, flat,
65 mm



Model **Part no.**
ACZ 85 RD 2 608 661 689
Diamond-RIFF
segment saw blade,
85 mm



Model **Part no.**
Cleaning fleece 2 608 604 496
without coated
abrasive



Model **Part no.**
Polishing felt, 2 608 613 016
hard



GOP 300 SCE
Professional



GOP 10,8 V-LI
Professional



GOP 250 CE
Professional



2 608 190 054
GOP 250 CE Prof.
GOP 10,8V-LI Prof.



2 608 000 353
GOP 250 CE Prof.
GOP 10,8V-LI Prof.

2 608 190 056
GOP 300 SCE Prof.

2 608 000 493
GOP 300 SCE Prof.

7

Saws



Bosch professional saws: The highest standard in power and precision

Bosch's saws excel due to their power, precision and perfect handling.

With its latest range of blue saws, Bosch offers you, the woodworking professional, solutions for every imaginable application: jigsaws for precisely cutting parquet or worktops, and cordless and corded hand-held circular saws for cutting roof beams to length – even in extreme continuous use.

In addition to this, there is the extended sabre saw range of corded and cordless tools for every job.



Tested by professionals: the GST 140 Professional jigsaw

“To be able to work precisely, you have to feel the material when you're sawing. The GST 140 Professional sits perfectly in your hand. It's powerful but steady, so it can be controlled perfectly. I don't know of a better jigsaw.”

Urs Lederer, furniture builder

7

Saws Jigsaws



New!

GST 140 CE/BCE Professional jigsaws

The new **standard in precision**

- ▶ High-precision saw blade guidance due to double roller reduces saw blade bending – for excellent cut precision
- ▶ Tool-free, secure-fitting saw blade changing system (SDS)
- ▶ Compact, lightweight design with small grip circumference enables optimum control when sawing

Jigsaws



Product video

GST 140 CE Professional **New!**



GST 140 BCE Professional **New!**



Technical data		
Rated power input	720 W	720 W
Cutting depth in wood	140 mm	140 mm
Cutting depth in aluminium	20 mm	20 mm
Cutting depth in unalloyed steel	10 mm	10 mm
Part number	0 601 514 000	0 601 515 000
Comes complete with	3 saw blades 1 anti-splinter guard 1 glide shoe Dust extraction set L-BOXX	3 saw blades 1 anti-splinter guard 1 glide shoe Dust extraction set L-BOXX

Jigsaws



Product video

GST 150 CE
Professional**GST 150 BCE**
Professional**Technical data**

Rated power input	780 W	780 W
Cutting depth in wood	150 mm	150 mm
Cutting depth in aluminium	20 mm	20 mm
Cutting depth in unalloyed steel	10 mm	10 mm
Part number	0 601 512 000	0 601 513 000
Comes complete with	Saw blade 1 anti-splinter guard 1 glide shoe Dust extraction set Carrying case	Saw blade 1 anti-splinter guard 1 glide shoe Dust extraction set Carrying case

Jigsaws



Product video

GST 90 E
Professional
New!**GST 90 BE**
Professional
New!**Technical data**

Rated power input	650 W	650 W
Cutting depth in wood	90 mm	90 mm
Cutting depth in aluminium	20 mm	20 mm
Cutting depth in unalloyed steel	10 mm	10 mm
Part number	Not available	0 601 58F 000
Comes complete with	Saw blade 1 anti-splinter guard Dust extraction set Carrying case	Saw blade 1 anti-splinter guard Dust extraction set Carrying case

7

Saws

Foam rubber cutter

Foam rubber cutter

GSG 300

Professional



Technical data	
Rated power input	350 W
Cutting depth in foam rubber	300 mm
No-load stroke rate	3,200 spm
Rated speed	2,100 rpm
Part number	0 601 575 103
Comes complete with	Mounted base plate Scraper

New!**GKT 55 GCE** Professional
plunge circular saw

Precision and power for a clean cut

- ▶ Clean, precise cuts due to high-quality machine components, precision saw blade and matching guide rail system
- ▶ Comfortable working, especially indoors, due to highly efficient dust extraction system and noise-reducing saw blade
- ▶ Adjustable speed, powerful 1400-watt motor and Constant Electronic for cutting different materials such as wood, panel materials, aluminium and acrylic glass



Plunge circular saw

GKT 55 GCE
Professional
New!

Product video

**Technical data**

Rated power input	1400 W
Cutting depth (90°)	57 mm
Saw blade diameter	165 mm
Weight	4.7 kg
Part number	Not available
Comes complete with	L-BOXX FSN guide rail 1600

7

Saws Guide rails



New!

FSN Professional guide rail system

Rail technology for exact guidance

- ▶ Precise guidance – the rails remain exactly straight, even when using an extended rail, due to the self-aligning connecting piece
- ▶ Stable extension – due to the VEL connector for quick and sturdy connection of guide rails
- ▶ Safe operation – anti-splinter guard for clean cut edges and non-slip strips for secure handling

Guide rails



Product video

FSN 800
Professional
New!

FSN 1100
Professional
New!

FSN 1600
Professional
New!



Technical data			
Length	800 mm	1100 mm	1600 mm
Part number	1 600 Z00 005	1 600 Z00 006	1 600 Z00 00F
Comes complete with	-	-	-

Saws

Guide rails

Accessories for guide rails

7

Guide rails



Product video

FSN 2100
Professional
New!



FSN 3100
Professional
New!



Technical data		
Length	2100 mm	3100 mm
Part number	1 600 Z00 007	1 600 Z00 008
Comes complete with	-	-

Accessories for guide rails

FSN VEL (connecting piece)

New!



MOQ PQ Part number

Sturdy, high-quality system accessory for connecting guide rails.
Fast and self-aligning.

1 1 1 600 Z00 009

FSN WAN (angle guide)

New!



MOQ PQ Part number

Practical system accessory for aligning the guide rail on the workpiece precisely
and at accurate angles (in conjunction with FSN VEL Professional).

1 1 1 600 Z00 00A

7

Saws

Accessories for guide rails

Accessories for guide rails

FSN SZW (G-clamps)

New!



	MOQ	PQ	Part number
For clamping the guide rail onto the workpiece.	1	1	1 600 Z00 00B

FSN KK (plastic cap)


New!



	MOQ	PQ	Part number
To protect the ends of the guide rails and to ensure that the machine cable glides smoothly over the end of the rail.	1	2	1 600 Z00 00C

FSN SS (anti-splinter guard)

New!



	MOQ	PQ	Part number
	1	1	1 600 Z00 00D

FSN HB (non-slip strip)

New!



	MOQ	PQ	Part number
	1	1	1 600 Z00 00E

FSN RS (kickback stop)

New!



	MOQ	PQ	Part number
For clamping on the rail. Protects against machine kickbacks when performing plunge cuts.	1	1	1 600 Z00 00M

Saws

Hand-held circular saws

7

GKS 55 GCE, 65 GCE and 85 G Professional hand-held circular saws

The powerhouses – optimised for guide rails

- ▶ Exact interplay with the new Bosch FSN guide rail system and with rails from other suppliers
- ▶ Mitre cuts with the guide rail are possible without an adapter
- ▶ Fast sawing progress due to powerful motors



Hand-held circular saws



Product video

GKS 85 Professional



GKS 85 G Professional

New!



Technical data	GKS 85 Professional	GKS 85 G Professional
Rated power input	2200 W	2200 W
Cutting depth (90°)	85 mm	85 mm
Saw blade diameter	235 mm	235 mm
Weight	7.5 kg	7.8 kg
Part number	Not available	Not available
Comes complete with	1 TC circular saw blade (235 mm diameter) 1 parallel guide	1 TC circular saw blade (235 mm diameter)

7

Saws Hand-held circular saws

Hand-held circular saws

GKS 65
Professional



GKS 65 G
Professional
New!



Technical data		
Rated power input	1600 W	1600 W
Cutting depth (90°)	65 mm	65 mm
Saw blade diameter	190 mm	190 mm
Weight	4.8 kg	5.2 kg
Part number	0 601 667 000	Not available
Comes complete with	1 TC circular saw blade (190 mm diameter) 1 parallel guide	-

Hand-held circular saw

GKS 65 GCE
Professional
New!



Product video



Technical data	
Rated power input	1800 W
Cutting depth (90°)	65 mm
Saw blade diameter	190 mm
Weight	5.2 kg
Part number	Not available
Comes complete with	1 TC circular saw blade (190 mm diameter)

Saws

Hand-held circular saws

7

Hand-held circular saws



Product video

GKS 55 Professional



GKS 55 GCE Professional

New!



Technical data		
Rated power input	1200 W	1350 W
Cutting depth (90°)	55 mm	55 mm
Saw blade diameter	160 mm	160 mm
Weight	3.5 kg	3.9 kg
Part number	Not available	Not available
Comes complete with	1 TC circular saw blade (160 mm diameter) 1 parallel guide	1 TC circular saw blade (160 mm diameter)

Hand-held circular saws

GKS 190 Professional



GKS 160 Professional



Technical data		
Rated power input	1400 W	1050 W
Cutting depth (90°)	70 mm	54 mm
Saw blade diameter	190 mm	160 mm
Weight	4.2 kg	3.6 kg
Part number	0 601 623 000	Not available
Comes complete with	1 TC circular saw blade (190 mm diameter) 1 parallel guide	1 TC circular saw blade (160 mm diameter) 1 parallel guide

7

SawsElectric chainsaws
Power hand saw**Electric chainsaws****GKE 35 BCE**
Professional**GKE 40 BCE**
Professional

Technical data		
Rated power input	2100 W	2100 W
Constant Electronic	x	x
Chain bar, length	350 mm	400 mm
Weight	4.6 kg	4.8 kg
Part number	Not available	0 601 597 703
Comes complete with	35 cm Double Guard chain bar 35 cm chain	40 cm Double Guard chain bar 40 cm chain

Power hand saw**GFZ 16-35 AC**
Professional

Technical data	
Rated power input	1600 W
Cutter bar, length	350 mm
Stroke length	50 mm
Weight	5.2 kg
Part number	0 601 637 751
Comes complete with	Cutter bar Set of saw blades for wood and plastic

GSA 1300 PCE Professional
sabre saw**Lowest vibration in its class** – and a powerful 1300 watts

- ▶ For low-fatigue working: anti-vibration handle and mass balance
- ▶ 1300-watt high-performance motor with Constant Electronic for the toughest applications
- ▶ Pendulum stroke for fast sawing progress

**Sabre saws**

Product video

GSA 1100 E
Professional
New!**GSA 1300 PCE**
Professional
New!

Technical data		
Rated power input	1100 W	1300 W
Cutting depth in wood	230 mm	230 mm
Saw, stroke length	28 mm	28 mm
Weight	3.9 kg	4.1 kg
Part number	0 601 64C 800	0 601 64E 200
Comes complete with	Carrying case 2 saw blades	Carrying case 2 saw blades

8

Pneumatic nailers



A direct hit every time: **Bosch nailers and staplers**

Battens have to be installed quickly in roof construction, whereas precision is the decisive factor in interior fitting work and furniture manufacture. Bosch's pneumatic nailers are equipped with state-of-the-art technology. The Bosch Full Force Technology enables a compact design and the Wood Protection System prevents blank firing. This ensures fast work progress and quick, efficient working.

Innovative Bosch technology for better work results



The patented **Full Force Technology** makes the Bosch pneumatic nailers considerably more compact than other nailers in their class without sacrificing impact energy. It therefore enables you to drive nails in flush even at high firing frequency – for less reworking and higher productivity.

The **Wood Protection System** prevents blank firing and ensures optimum protection of the workpieces thanks to the detachable rubber tips on the muzzles.



Tested by professionals: the GSN 90-34 DK Professional pneumatic nailer

“The new GSN 90-34 DK Professional is great, especially when you need to drive rows of nails: it drives the nails very cleanly, it's lighter than tools from other manufacturers and it sits comfortably in your hand thanks to its rubber-coated handle.”

Udo Ritz, carpenter

8

Pneumatic nailers

Pneumatic stapler

Pneumatic nailers

Pneumatic stapler

GTK 40

Professional



Technical data	
Collation angle	0°
Nail diameter	1.2 mm
Nail length	15 – 40 mm
Weight	1.1 kg
Part number	0 601 491 G01
Comes complete with	Air fitting Protective goggles Carrying case

Pneumatic nailers

GSK 50

Professional



GSK 64

Professional



GSK 64-34

Professional

New!



Technical data			
Nail type	Finish nail	Finish nail	Finish nail
Collation angle	0°	0°	34°
Nail diameter	1.2 mm	1.6 mm	1.8 mm
Nail length	15 – 50 mm	25 – 64 mm	25 – 64 mm
Weight	1.1 kg	1.6 kg	1.6 kg
Part number	0 601 491 D01	0 601 491 901	Not available
Comes complete with	Air fitting Protective goggles Carrying case	Air fitting Protective goggles Carrying case	Air fitting Protective goggles Carrying case

Pneumatic nailers

Pneumatic nailers

8

Pneumatic nailers



Product video

GSN 90-34 DK
Professional



GSN 90-21 RK
Professional



GSN 100-34 DK
Professional

New!

Technical data			
Nail type	Clipped head strip nail	Full head strip nail	Clipped head strip nail
Collation angle	34°	21°	34°
Nail diameter	2.8 – 3.8 mm	2.8 – 3.8 mm	2.8 – 3.4 mm
Nail length	50 – 90 mm	50 – 90 mm	60 – 100 mm
Weight	3.8 kg	3.9 kg	4 kg
Part number	Not available	Not available	Not available
Comes complete with	Air fitting Protective goggles	Air fitting Protective goggles	Air fitting Protective goggles

Pneumatic nailer

GCN 45-15
Professional
New!



Technical data	
Nail type	Roofing wire coil nails
Collation angle	15°
Nail diameter	3 mm
Nail length	19 – 45 mm
Weight	2.4 kg
Part number	Not available
Comes complete with	Air fitting Protective goggles

9

Benchtop tools



Bosch benchtop saws: master every requirement

Bosch benchtop saws are versatile and enable flexible use. They combine power with precision. High-torque motors and an integrated laser guide enable fast, precise work in any type of wood. The compact design and mobile saw stands ensure convenient use in any location.

GCM 12 GDL Professional with new, innovative guide arm

The new guide arm is made of robust die-cast aluminium – for lasting precision. It is absolutely maintenance-free and ball bearing mounted, so it is extremely easy to move. This ensures smooth sawing comfort from the first to the last application.



Tested by professionals: the GCM 12 GDL Professional gliding mitre saw

“The new GCM 12 GDL gliding mitre saw from Bosch moves incredibly smoothly and is easy to handle thanks to its new glide arm. You can concentrate completely on the sawing. Another advantage is the high-quality saw blade that comes complete with the tool – it’s completely different to conventional saw blades in terms of cut quality and speed.”

Frederic Boos, joiner

9

Benchtop tools

Sliding mitre saw / Double bevel slide mitre saw

Sliding mitre saw / Double bevel slide mitre saw

Product video

GCM 10 S
Professional**GCM 10 SD**
Professional

Technical data		
Saw blade diameter	254 mm	254 mm
Saw blade bore	30 mm	30 mm
Mitre setting	52° L / 62° R	52° L / 60° R
Bevel setting	47° L	47° L / 46° R
Cutting capacity, 0°	87 x 305 mm	85 x 305 mm
Cutting capacity, 45° mitre	87 x 216 mm	85 x 216 mm
Cutting capacity, 45° bevel	53 x 305 mm	50 x 305 mm
Rated power input	1800 W	1800 W
Part number	Not available	0 601 B22 503
Comes complete with	Accessories including saw blade, clamp	Accessories including saw blade, quick-action clamp




Benchtop tools

Double bevel slide mitre saw / Double bevel gliding mitre saw

9

New!**GCM 12 GDL Professional
double bevel gliding mitre saw****Sawing like never
before:** extremely smooth
with lasting precision

- ▶ Lasting precision due to innovative, maintenance-free and extremely robust guide arm
- ▶ Frictionless slide mechanism ensures very easy, non-tiring sawing
- ▶ Accurate cuts and maximum cut quality due to integrated double line laser and “Top Precision Best for Wood” saw blade

**Double bevel slide mitre
saw / Double bevel gliding
mitre saw**

Product video

**GCM 12 SD
Professional****GCM 12 GDL
Professional
New!**

Technical data		
Saw blade diameter	305 mm	305 mm
Saw blade bore	30 mm	30 mm
Mitre setting	52° L / 60° R	52° L / 60° R
Bevel setting	47° L / 47° R	47° L / 47° R
Cutting capacity, 0°	110 x 305 mm	104 x 341 mm
Cutting capacity, 45° mitre	110 x 217 mm	104 x 240 mm
Cutting capacity, 45° bevel	63 x 305 mm	51 x 341 mm
Rated power input	1800 W	2000 W
Part number	0 601 B23 503	0 601 B23 600
Comes complete with	Accessories including saw blade, quick-action clamp	Accessories including saw blade, clamp

9

Benchtop tools

Mitre saws

Combination saw

Mitre saws



Product video

GCM 10 J

Professional



GCM 12

Professional



Technical data	GCM 10 J	GCM 12
Saw blade diameter	254 mm	305 mm
Saw blade bore	30 mm	30 mm
Mitre setting	47° L / 47° R	52° L / 52° R
Bevel setting	47° L / 2° R	47° L
Cutting capacity, 0°	89 x 130 mm	100 x 150 mm
Cutting capacity, 45° mitre	89 x 89 mm	104 x 105 mm
Cutting capacity, 45° bevel	58 x 120 mm	66 x 150 mm
Rated power input	2000 W	1800 W
Part number	0 601 B20 200	Not available
Comes complete with	Accessories including saw blade, clamp	Accessories including saw blade, quick-action clamp

Combination saw



Product video

GTM 12

Professional



Technical data	GTM 12
Saw blade diameter	305 mm
Saw blade bore	30 mm
Mitre setting	48° L / 48° R
Bevel setting	47° L / 2° R
Cutting capacity, 0°	95 x 151 mm
Cutting capacity, 45° mitre	95 x 90 mm
Rated power input	1800 W
Part number	0 601 B15 000
Comes complete with	Accessories including saw blade, clamp

Benchtop tools

Saw stands for mitre and combination saws

9

Saw stands for mitre and combination saws

Product video

GTA 2500 W
Professional**GTA 3800**
Professional**Technical data**

Length of saw stand	1,044 mm	1,578 mm
Length of saw stand with extension	2,504 mm	3,877 mm
Height of saw stand	947 mm	824 mm
Weight with/without accessories	34.8 kg	22.3 / 18.9 kg
Part number	0 601 B12 100	0 601 B24 000
Comes complete with	Workpiece support with length stop Machine holder Spanner	Workpiece supports with roller and length stop Machine holder Spanner



9

Benchtop tools

Table saw



New!

**GTS 10 J Professional
table saw**

Extremely compact and powerful

- ▶ Powerful 1800-watt motor with starting current limitation and overload protection for fast work progress
- ▶ Ideal to transport due to compact design and many grip areas
- ▶ Tool-free lowering of the riving knife for concealed cuts

Table saw

**GTS 10 J
Professional
New!**



Technical data	
Saw blade diameter	254 mm
Saw blade bore	30 mm
Bevel setting	47° L / 2° R
Table size	642 x 572 mm
Weight	26.0 kg
Part number	0 601 B30 500
Comes complete with	Saw blade Push stick Parallel guide, angle guide Dust extraction adapter

Benchtop tools
 Table saw

9

New!
**GTS 10 XC Professional
 table saw**

The versatile tool with a powerful 2100 watts

- ▶ Powerful 2100-watt motor with motor brake, starting current limitation, overload protection and Constant Electronic for the toughest applications
- ▶ Versatile due to integrated slide carriage as well as table widener and table extension
- ▶ Tool-free lowering of the riving knife for concealed cuts

**Table saw**
**GTS 10 XC
 Professional
 New!**


Technical data	
Saw blade diameter	254 mm
Saw blade bore	30 mm
Bevel setting	47° L / 1° R
Table size	584 x 759 mm
Weight	35.0 kg
Part number	0 601 B30 400
Comes complete with	Saw blade Push stick Parallel guide, angle guide Dust extraction adapter

9

Benchtop tools Saw stands for table saws

Saw stand for table saws

GTA 60 W
Professional



Technical data	
Length of saw stand	1,220 mm
Height of saw stand	622 mm
Suitable for	GTS 10 XC, GTS 10 J
Part number	0 601 B12 000
Comes complete with	Assembly screws

Saw stands for table saws

GTA 600
Professional
New!



GTA 6000
Professional
New!



Technical data		
Length of saw stand	520 mm	750 mm
Height of saw stand	602 mm	602 mm
Suitable for	GTS 10 J	GTS 10 XC
Part number	0 601 B22 001	0 601 B24 100
Comes complete with	-	-

Benchtop tools

Metal cut-off saw

9

Metal cut-off saw

GCO 2000
Professional



Technical data	
No-load speed	3,500 rpm
Cutting disc diameter	355 mm
Cutting disc bore	25.4 mm
Weight	18.0 kg
Part number	0 601 B17 100
Comes complete with	Cutting disc Assembly tool



9

Benchtop tools

Accessories for GTA 3800

Accessories for GTA 3800 Professional

Supporting leg



	MOQ	PQ	Part number
Supporting leg for mitre saw stand Suitable for GTA 3800 Professional	1	1	1 609 B01 855

Wheels



	MOQ	PQ	Part number
Auxiliary wheels for mitre saw stand Suitable for GTA 3800 Professional	1	1	1 609 B01 854

Material support with rollers



	MOQ	PQ	Part number
Material support with rollers for mitre saw stand Suitable for GTA 3800 Professional	1	1	1 609 B01 851

Benchtop tools
Accessories for GTA 3800

9



10

Dust extractors, glue guns, heat guns



Specialist tools for a wide variety of applications

Bosch's compact dust extractors are used wherever a clean work environment is necessary, e.g. when renovating historical buildings. They completely remove even the finest concrete dust with their exceptionally high suction power – both wet and dry. Bosch also offers the right tool for installations and restorations. Heat guns with precise, continuously variable temperature control and glue guns for all imaginable applications.



For relentless suction force: the Plus-clean electromagnetic filter cleaning system ensures that the filters in the Bosch dust extractors remain clean.

Fast paint stripping: due to the special surface nozzles, the GHG 660 LCD Professional heat gun quickly removes even thick layers of paint from surfaces.

10

Dust extractors, glue guns, heat guns

Dust extractors



GAS 50 M Professional wood extractor

The ideal special extractor for wood

- ▶ For dust-free working with Bosch hand-held circular saws, jigsaws, routers and sanders. Certified wood extractor, dust category M, also suitable for extracting fluids
- ▶ Permanent suction power with Plus-clean, the electromagnetic filter cleaning system
- ▶ Increased filter lifetime due to water filling stop

Dust extractors

GAS 15 L Professional



GAS 25 Professional



Technical data		
Rated power input	1200 W	1200 W
Capacity	15 l	25 l
Max. vacuum pressure	215 mbar (at blower)	248 mbar (at blower)
Filter surface area	2,800 cm ²	4,300 cm ²
Part number	0 601 97B 000	Not available
Comes complete with	2 extraction pipes, each 0.5 m long, 35 mm diameter Nozzle set, 2-piece Polyester filter	2 extraction pipes, each 0.5 m long, 35 mm diameter Nozzle set, 3-piece Polyester filter

Dust extractors, glue guns, heat guns

Dust extractors

10

Dust extractor

GAS 50
Professional



Technical data

Rated power input	1200 W
Capacity	50 l
Max. vacuum pressure	248 mbar (at blower)
Filter surface area	8,600 cm ²
Part number	0 601 989 103
Comes complete with	2 polyester filters 2 extraction pipes, each 0.5 m long, 35 mm diameter Nozzle set, 3-piece

Dust extractor

GAS 50 M
Professional



Technical data

Rated power input	1200 W
Capacity	50 l
Max. vacuum pressure	225 mbar (at hose end)
Filter surface area	8,600 cm ²
Part number	Not available
Comes complete with	2 cellulose filters 2 extraction pipes, each 0.5 m long, 35 mm diameter Nozzle set, 3-piece

10

Dust extractors, glue guns, heat guns

Glue gun
Heat guns

Glue gun

GKP 200 CE
Professional


Technical data	
Rated power input	500 W
Gluing capacity	30 g/min
Heat-up time	4 mins
Weight	0.4 kg
Part number	Not available
Comes complete with	8 glue sticks 200 mm Nozzle set, 3-piece Carrying case

Heat guns

GHG 660 LCD
Professional

GHG 600 CE
Professional


Technical data		
Rated power input	2300 W	2000 W
Working temperature	50 – 660 °C	100 – 600 °C
Airflow	250 – 500 l/min	350 – 550 l/min
Weight	1.0 kg	0.6 kg
Part number	0 601 944 703	0 601 942 103
Comes complete with	50 mm surface nozzle 75 mm glass protection nozzle Carrying case	–

Dust extractors, glue guns, heat guns

10



11

Measuring technology



Precision and easy handling

Bosch convincingly meets the market requirements for precise and easy-to-handle measuring tools with its extended product range.

Be it measuring, detecting or levelling, the professional blue measuring tools make your day-to-day work easier by providing innovative solutions and more functionality. For example, the GLM 80 Professional laser rangefinder. It is a laser rangefinder and a digital inclinometer in one.



Combining the GLM 80 Professional with the R 60 Professional measuring rail transforms it into a multifunctional tool, enabling you to measure distances, level and precisely measure inclines all with the same tool.

11

Measuring technology Detectors

Metal detector / Multi-detector



Product video

GMS 100 M Professional New!



GMS 120 Professional



Technical data		
Detectable materials	Ferrous metals, non-ferrous metals, live cables	Ferrous metals, non-ferrous metals, wooden substructures, live cables
Max. detection depth	100 mm	120 mm
Dust and splash protection	IP54	IP54
Part number	Not available	0 601 081 000
Comes complete with	Carrying strap	Carrying strap Protective case



D-tect 150 Professional
wallscannerThe future of detection
technology – **Precision
of the highest order**

- ▶ Ultra wideband radar sensor system for millimetre-accurate detection of ferrous/non-ferrous metals, live cables, wooden beams and plastic pipes such as floor and wall heating pipes
- ▶ Precise detection up to a depth of 15 cm
- ▶ Digital display of material properties and maximum permitted drilling depth

**Multi-detectors**

Product video

D-TECT 150 Professional
wallscanner
New!**D-TECT 150 SV** Professional
wallscanner
New!

Technical data		
Detectable materials	Plastic pipes, ferrous metals, non-ferrous metals, wooden substructures, live cables	Plastic pipes, ferrous metals, non-ferrous metals, wooden substructures, live cables
Max. detection depth	150 mm	150 mm
Dust and splash protection	IP54	IP54
Signal view (enables detection in difficult environments)	–	x
Detection in damp concrete	–	x
Display	Drilling depth	Object depth
Part number	0 601 010 005	0 601 010 008
Comes complete with	Protective case	Protective case

11

Measuring technology

Point lasers
Line and point laser

Point lasers

GPL 5

Professional



GPL 3

Professional



Technical data	GPL 5	GPL 3
Projection	5 points	3 points
Accuracy	$\pm 0.3 \text{ mm/m}$	$\pm 0.3 \text{ mm/m}$
Working range	30 m	30 m
Self-levelling range	$\pm 5^\circ$ longitudinal axis, $\pm 3^\circ$ transverse axis	$\pm 5^\circ$ longitudinal axis, $\pm 3^\circ$ transverse axis
Dust and splash protection	IP5X	IP5X
Part number	0 601 066 200	Not available
Comes complete with	Protective case Multifunctional mount	Protective case Multifunctional mount

Line and point laser

GCL 25

Professional

New!

Available from May 2012



Technical data	GCL 25
Projection	2 lines / 5 points
Accuracy	$\pm 0.3 \text{ mm/m}$
Max. working range of laser points	30 m
Working range of laser crosses	10 m
Self-levelling range	$\pm 4^\circ$
Dust and splash protection	IP54
Part number	Not available
Comes complete with	Laser target Protective case

New!**GSL 2 Professional
surface laser****The first solution
specifically for checking
the flatness of floors –
quickly and reliably**

- ▶ More safety due to a complete check of the entire surface, and it does so in even less time
- ▶ Displays surface irregularities precisely using a simple principle: one line → flat, broken line → not flat
- ▶ Remote control for easy and comfortable operation

**Surface laser****GSL 2 (standard + premium)**

Professional

New!

Technical data		
Projection	2 lines	
Accuracy	± 0.3 mm/m	
Working range without receiver	10 m	
Self-levelling range	± 4°	
Dust and splash protection	IP54	
Part number	Available 2013	Available 2013
Comes complete with	Laser target 4 x 1.5 V batteries Carrying case	Laser target Remote control Laser viewing glasses Carrying case

11

Measuring technology

Line lasers

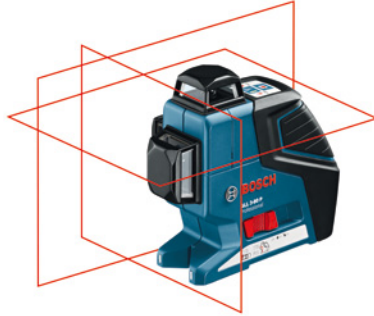
Line laser

GLL 3-80 P

Professional



Product video



Technical data			
Projection	3 x 360° lines		
Accuracy	± 0.2 mm/m		
Working range with receiver	80 m (diameter)		
Working range without receiver	40 m (diameter)		
Self-levelling range	± 4°		
Dust and splash protection	IP54		
Part number	0 601 063 301	0 601 063 302	0 601 063 303
Comes complete with	BS 150 building tripod Protective case Laser target	BM 1 universal mount Carrying case Laser target	BM 1 universal mount Carrying case LR 2 receiver

Line laser

GLL 2-80 P

Professional



Technical data	
Projection	2 x 360° lines
Accuracy	± 0.2 mm/m
Working range with receiver	80 m (diameter)
Working range without receiver	40 m (diameter)
Self-levelling range	± 4°
Dust and splash protection	IP54
Part number	Not available
Comes complete with	Laser target Protective case BS 150 building tripod

Measuring technology

Line lasers

11

Line laser

GLL 2-50
Professional



Product video



Technical data			
Projection	2 lines		
Accuracy	± 0.3 mm/m		
Working range with receiver	50 m		
Working range without receiver	20 m		
Self-levelling range	± 4°		
Dust and splash protection	IP54		
Part number	0 601 063 101	0 601 063 102	0 601 063 103
Comes complete with	Alignment disc Protective case BS 150 building tripod	Carrying case BM 1 universal mount	Carrying case BM 1 universal mount LR 2 receiver

Line laser

GLL 2
Professional



Technical data			
Projection	2 lines		
Accuracy	± 0.3 mm/m		
Working range	10 m		
Self-levelling range	± 4°		
Dust and splash protection	IP5X		
Part number	Not available		
Comes complete with	Multifunctional mount Protective case		

11

Measuring technology

Tile laser

Tile laser

GTL 3

Professional



Technical data

Projection	3 lines
Angular accuracy (0-90° angles)	± 0.2 mm/m
Working range with target	20 m
Dust and splash protection	IP54
Part number	0 601 015 200
Comes complete with	Alignment disc Protective case Laser target



GRL 300 HVG Professional
rotation laser**Outstanding visibility**
for indoor applications

- ▶ Green laser line: up to four times better visibility than a red line
- ▶ Easy to set up in both the horizontal and vertical modes due to automatic self-levelling of 8% ($\pm 5^\circ$)
- ▶ The shock warning function, which can be switched on and off, prevents levelling errors in the event of shocks or vibrations

**Rotation lasers****GRL 300 HV**
Professional**GRL 300 HVG**
Professional

SHOCK WARNING



Technical data	GRL 300 HV Professional	GRL 300 HVG Professional
Accuracy	± 0.1 mm/m	± 0.1 mm/m
Working range with receiver	300 m (diameter)	300 m (diameter)
Self-levelling range	$\pm 5^\circ$ (8%)	$\pm 5^\circ$ (8%)
Dust and splash protection	IP54	IP54
Rotation speed	150, 300, 600 rpm	150, 300, 600 rpm
Colour of laser line	Red	Green
Part number	0 601 061 501	Not available
Comes complete with	LR 1 receiver, RC 1 remote control, WM 4 wall mount Battery pack/charger/alkaline Carrying case	LR 1G receiver, RC 1 remote control, WM 4 wall mount Battery pack/charger/alkaline Carrying case

11

Measuring technology Rotation lasers

Rotation lasers

GRL 400 H
Professional



BL 200 GC
Professional



SHOCK WARNING



Technical data		
Accuracy	± 0.08 mm/m	± 0.05 mm/m
Working range with receiver	400 m (diameter)	400 m (diameter)
Self-levelling range	± 5° (8%)	± 5° (8%)
Dust and splash protection	IP56	IP66
Rotation speed	600 rpm	10, 50, 200, 600 rpm
Colour of laser line	Red	Red
Part number	Not available	Not available
Comes complete with	LR 1 receiver Battery pack/charger/alkaline Carrying case	BLE 200 receiver, BLR 10 remote control Battery pack/charger Carrying case



Measuring technology

Optical levels

11

Optical levels

GOL 20 G
Professional



GOL 20 D
Professional



Technical data		
Levelling accuracy	3 mm at 30 m	3 mm at 30 m
Unit of measure	400 gons	360 degrees
Magnification	20x	20x
Working range	Up to 60 m	Up to 60 m
Part number	Not available	0 601 068 400
Comes complete with	Lens cover Plumb bob Adjusting pin Allen key Carrying case	Lens cover Plumb bob Adjusting pin Allen key Carrying case

Optical levels

GOL 26 G
Professional



GOL 26 D
Professional



Technical data		
Levelling accuracy	1.6 mm at 30 m	1.6 mm at 30 m
Unit of measure	400 gons	360 degrees
Magnification	26x	26x
Working range	Up to 100 m	Up to 100 m
Part number	Not available	0 601 068 000
Comes complete with	Lens cover Plumb bob Allen key Adjusting pin Carrying case	Lens cover Plumb bob Allen key Adjusting pin Carrying case

11

Measuring technology

Laser rangefinders



GLM 80 Professional laser rangefinder

The high-tech solution for convenient measurement

- ▶ New functionality due to integrated 360° incline sensor
- ▶ Precise and easy to operate due to illuminated display which turns automatically
- ▶ Up to 25,000 individual measurements per battery charge due to lithium-ion technology.
Can be recharged via standard micro USB port

Laser rangefinders

GLM 80 Professional New!



GLM 80 + R 60 Professional



GLM 50 Professional New!



Technical data	GLM 80 Professional	GLM 80 + R 60 Professional	GLM 50 Professional
Measuring accuracy, typ.	± 1.5 mm	± 1.5 mm	± 1.5 mm
Measuring range	0.05 – 80 m	0.05 – 80 m	0.05 – 50 m
Integrated incline measurement	x	x	–
Number of memory values	20 + 1	20 + 1	–
Part number	0 601 072 300	0 601 072 301	0 601 072 200
Comes complete with	Protective case Charger Manufacturer's certificate	Protective case Charger R 60 measuring rail Manufacturer's certificate	Protective case Manufacturer's certificate

Measuring technology

Laser rangefinders

Digital angle measurers

11

Laser rangefinders



Product video

GLM 250 VF

Professional



GLM 150

Professional



Technical data		
Measuring accuracy, typ.	± 1 mm	± 1 mm
Measuring range	0.05 – 250 m	0.05 – 150 m
Number of memory values	30	30
Integrated viewfinder	x	–
Part number	0 601 072 100	Not available
Comes complete with	Protective case Carrying strap Manufacturer's certificate	Protective case Carrying strap Manufacturer's certificate

Digital angle measurers



Product video

GAM 220 MF

Professional



DWM 40 L

Professional



DWM 40 L Set

Professional



Technical data			
Measuring accuracy, angles	± 0.1°	± 0.1°	± 0.1°
Measuring range	0° – 220°	0° – 220°	0° – 220°
Calculation function	x	–	–
Memory function	x	–	–
Part number	0 601 076 200	Not available	0 601 096 663
Comes complete with	Protective case Arm extension	–	Protective case Arm extension

11

Measuring technology

Digital inclinometers

Laser receivers

Digital inclinometers

DNM 60 L
Professional

DNM 120 L
Professional



Technical data		
Length	60 cm	120 cm
Measuring range	0° – 360° (4 x 90°)	0° – 360° (4 x 90°)
Measuring accuracy, electronics 0°/90°	± 0.05°	± 0.05°
Measuring accuracy, electronics at 1° – 89°	± 0.2°	± 0.2°
Part number	0 601 014 000	0 601 014 100
Comes complete with	Protective case	Protective case

Laser receivers

LR 1
Professional

LR 1G
Professional

BLE 200
Professional



Technical data			
Range	0 – 200 m	0 – 150 m	0 – 200 m
Measuring accuracy (fine/rough)	± 1 mm/± 3 mm	± 1 mm/± 3 mm	± 1 mm/± 3 mm
Dust and splash protection	IP65	IP65	IP66
Power supply	1 x 9 V 6LR61 Block	1 x 9 V 6LR61 Block	2 x 1.5 V LR6 (AA)
Suitable for	GRL 300 HV, GRL 400 H Professional	GRL 300 HVG Professional	BL 200 GC Professional
Part number	0 601 015 400	Not available	Not available
Comes complete with	Bracket for laser level rod or staff	Bracket for laser level rod or staff	Bracket for laser level rod or staff

Measuring technology

Laser receiver
Remote controls

11

Laser receiver

LR 2
Professional



Technical data	
Range	5 – 50 m
Measuring accuracy (fine/rough)	± 1 mm/± 3 mm
Dust and splash protection	IP54
Power supply	1 x 9 V 6LR61 Block
Suitable for	GLL 2-50, GLL 2-80 P, GLL 3-80 P Professional
Part number	0 601 069 100
Comes complete with	Protective case

Remote controls

RC 1
Professional



RC 2
Professional
New!



BLR 10
Professional



Technical data			
Range	30 m	20 m	30 m
Power supply	1 x 1.5 V LR6 (AA)	–	1 x 9 V 6LR61 Block
Suitable for	GRL 300 HV, GRL 300 HVG Professional	GSL 2 Professional	BL 200 GC Professional
Part number	0 601 069 900	1 600 200 01R	Not available
Comes complete with	–	–	–

11

Measuring technology

Building tripods

Building tripod / Tripod adapter

Building tripods

BT 160
Professional



BT 170 HD
Professional



BT 300 HD
Professional



Technical data			
Work height	97 – 160 cm	107 – 165 cm	122 – 295 cm
Weight, approx.	4.1 kg	5.5 kg	7.2 kg
Suitable for	GOL 20 D/G, GOL 26 D/G, GRL 300 HV/HVG, GRL 400 H, BL 200 GC Professional	GRL 300 HV/HVG, GRL 400 H, BL 200 GC, GOL 20 D/G, GOL 26 D/G Professional	GRL 300 HV/HVG, GRL 400 H, BL 200 GC, GOL 20 D/G, GOL 26 D/G Professional
Part number	0 601 091 200	0 601 091 300	0 601 091 400
Comes complete with	-	-	-

Building tripod / Tripod adapter

BS 150
Professional



5/8" – 1/4" tripod adapter



Technical data		
Work height	52 – 147 cm	-
Suitable for	GLL 2, GLL 3-80, GLL 2-80, GLL 2-50, GLM 80, GLM 150, GLM 250 VF Professional	BT 160, BT 170 HD, BT 300 HD Professional
Tripod thread	1/4"	-
Weight, approx.	1.0 kg	-
Part number	0 601 096 974	1 609 203 C10
Comes complete with	-	-

Measuring technology

Cut & fill rod / Levelling staff
Telescopic pole

11

Cut & fill rod / Levelling staff

GR 240
Professional



GR 500
Professional



Technical data		
Length	2.4 m	5.0 m
Sections	2	5
Units of measure	m/cm	m/cm
Suitable for	GRL 300 HV, GRL 300 HVG, GRL 400 H, BL 200 GC, GLL 2, GLL 3-80 P, GLL 2-80 P, GLL 2-50 Professional	GOL 20 D/G, GOL 26 D/G Professional
Part number	0 601 094 100	0 601 094 300
Comes complete with	-	Circular vial Protective case

Telescopic pole

BT 350
Professional



Technical data	
Weight, approx.	2.5 kg
Work height	140 – 350 cm
Suitable for	GLL 2, GLL 3-80 P, GLL 2-80 P, GLL 2-50, GPL 3, GPL 5 Professional
Part number	0 601 015 B00
Comes complete with	Mount Metal bracket

11

Measuring technology

Wall mounts

Universal mount / Bracket

Wall mounts

Wall mount/Alignment unit

WM 4

Professional



Technical data		
Weight, approx.	–	0.674 kg
Height	334 mm	–
Suitable for	BL 200 GC Professional	GRL 300 HV, GRL 300 HVG, GRL 400 H Professional
Part number	2 607 001 277	0 601 092 400
Comes complete with	–	–

Universal mount / Bracket

BM 1

Professional

Bracket



Technical data		
Weight, approx.	0.500 kg	–
Suitable for	GLL 2-50, GLL 2-80 P, GLL 3-80 P, GPL 5, GCL 25 Professional	LR 1, LR 1G, LR 2 Professional
Part number	0 601 015 A00	1 608 M00 05A
Comes complete with	–	–

Measuring technology

Laser viewing glasses

Laser targets

11**Laser viewing glasses****Laser viewing glasses (red)****Laser viewing glasses (green)**

Technical data		
Colour	Red	Green
Suitable for	GRL 300 HV, GRL 400 H, BL 200 GC Professional, all laser rangefinders, line lasers	GRL 300 HVG Professional
Part number	1 608 M00 05B	1 608 M00 05J
Comes complete with	-	-

Laser targets**Laser target****Laser target (red)****Laser target (blue)**

Technical data			
Height	200 mm	100 mm	100 mm
Colour	Grey	Red	Blue
Suitable for	All laser rangefinders	GRL 300 HV, GRL 400 H, BL 200 GC Professional, line lasers	GRL 300 HVG Professional
Part number	2 607 001 391	1 608 M00 05C	1 608 M00 05K
Comes complete with	-	-	-

11

Measuring technology

Charger / GRL battery pack / Non-rechargeable battery housing
Arm extension

Charger / GRL battery pack / Non-rechargeable battery housing

Battery pack



Charger with adapter



Non-rechargeable battery housing



Technical data			
Suitable for	GRL 300 HV, GRL 300 HVG, GRL 400 H Professional	GRL 300 HV, GRL 300 HVG, GRL 400 H Professional	GRL 300 HV, GRL 300 HVG, GRL 400 H Professional
Part number	1 608 M00 05G	1 608 M00 05E	1 608 M00 05D
Comes complete with	-	-	-

Arm extension

Arm extension



Technical data	
Length	385 mm
Suitable for	DWM 40 L, GAM 220 MF Professional
Part number	2 607 001 312
Comes complete with	-

Measuring technology

Carrying cases

11

Carrying cases

Carrying case



Carrying case



Technical data		
Suitable for	GRL 300 HV, GRL 300 HVG, GRL 400 H Professional	BL 2L, GLL 2-50 Professional
Part number	Not available	Not available
Comes complete with	-	-

Carrying cases

Carrying case

New!



Carrying case



Technical data		
Suitable for	GOL 20, GOL 26 Professional	GLL 2-80 P, GLL 3-80 P Professional
Part number	1 600 A00 0LF	Not available
Comes complete with	-	-

11

Measuring technology

Bags
Measuring rail

Bags

Bag for R 60

New!



Bag for GMS 100 M / GMS 120

New!



Technical data		
Suitable for	R 60 Professional	GMS 100 M, GMS 120 Professional
Part number	1 600 200 01C	2 609 170 140
Comes complete with	-	-


Measuring rail


R 60 Professional


New!




Technical data	
Length	610 mm
Suitable for	GLM 80 Professional
Part number	0 601 079 000
Comes complete with	-









Tool index

A

178 Arm extension

B

180 Bag for GMS 100 M / GMS 120
180 Bag for R 60
178 Battery pack
168 BL 200 GC Professional
172 BLE 200 Professional
173 BLR 10 Professional
176 BM 1 Professional
174 BS 150 Professional
174 BT 160 Professional
174 BT 170 HD Professional
174 BT 300 HD Professional
175 BT 350 Professional
176 Bracket

C

179 Carrying cases
178 Charger with adapter

D

172 DNM 60 L Professional
172 DNM 120 L Professional
161 D-tect 150 Professional wallscanner
161 D-tect 150 SV Professional wallscanner
171 DWM 40 L Professional
171 DWM 40 L Set Professional

F

128 FSN 800 Professional
128 FSN 1100 Professional
128 FSN 1600 Professional
129 FSN 2100 Professional
129 FSN 3100 Professional

GA

171 GAM 220 MF Professional
154 GAS 15 L Professional
154 GAS 25 Professional
155 GAS 50 Professional
155 GAS 50 M Professional

GB

105 GBG 6 Professional
105 GBG 8 Professional
76 GBH 2-20 D Professional
76 GBH 2-23 REA Professional
76 GBH 2-24 D Professional
76 GBH 2-24 DF Professional
77 GBH 2-28 DFV Professional
77 GBH 2-28 DV Professional
78 GBH 3-28 DFR Professional
78 GBH 3-28 DRE Professional
78 GBH 4-32 DFR Professional
79 GBH 5-38 D Professional
79 GBH 5-40 DCE Professional
79 GBH 7-46 DE Professional
80 GBH 8-45 DV Professional
80 GBH 11 DE Professional
35 GBH 14,4 V-LI Compact Professional
35 GBH 18 V-LI Compact Professional
46 GBH 18 V-LI Professional
52 GBH 36 V-LI Compact Professional
52 GBH 36 V-LI Professional
52 GBH 36 VF-LI Professional
62 GBM 6 RE Professional
63 GBM 10 RE Professional
63 GBM 10-2 RE Professional

GB

64 GBM 13 Professional
64 GBM 13 HRE Professional
64 GBM 13-2 RE Professional
64 GBM 16-2 RE Professional
64 GBM 23-2 E Professional
64 GBM 32-4 Professional
88 GBR 14 CA Professional
113 GBS 75 AE Set Professional

GC

49 GCB 18 V-LI Professional
162 GCL 25 Professional
144 GCM 10 J Professional
142 GCM 10 S Professional
142 GCM 10 SD Professional
144 GCM 12 Professional
143 GCM 12 GDL Professional
143 GCM 12 SD Professional
139 GCN 45-15 Professional
149 GCO 2000 Professional
71 GCT 115 Professional

GD

115 GDA 280 E Professional
87 GDB 1600 DE Professional
86 GDB 1600 WE Professional
87 GDB 2500 WE Professional
27 GDR 10,8 LI Professional
44 GDR 14,4 V-LI Professional
46 GDR 14,4 V-LI MF Professional
45 GDR 18 V-LI Professional
46 GDR 18 V-LI MF Professional
44 GDS 14,4 V-LI Professional
68 GDS 18 E Professional
45 GDS 18 V-LI Professional
45 GDS 18 V-LI HT Professional
68 GDS 24 Professional
68 GDS 30 Professional

GE

111 GEX 125 AC Professional
110 GEX 125-1 AE Professional
110 GEX 125-150 AVE Professional
111 GEX 150 AC Professional
111 GEX 150 Turbo Professional

GF

117 GFF 22 A Professional
134 GFZ 16-35 AC Professional

GG

104 GGS 6 S Professional
104 GGS 8 CE Professional
104 GGS 16 Professional
47 GGS 18 V-LI Professional
103 GGS 28 C Professional
103 GGS 28 CE Professional
104 GGS 28 LC Professional
104 GGS 28 LCE Professional

GH

156 GHG 600 CE Professional
156 GHG 660 LCD Professional
50 GHO 14,4 V-LI Professional
117 GHO 15-82 Professional
50 GHO 18 V-LI Professional
117 GHO 26-82 Professional
117 GHO 40-82 C Professional

GK

134 GKE 35 BCE Professional
134 GKE 40 BCE Professional
116 GKF 600 CE Professional
156 GKP 2000 CE Professional
48 GKS 18 V-LI Professional
54 GKS 36 V-LI Professional
133 GKS 55 Professional
133 GKS 55 GCE Professional
132 GKS 65 Professional
132 GKS 65 G Professional
132 GKS 65 GCE Professional
131 GKS 85 Professional
131 GKS 85 G Professional
133 GKS 160 Professional
133 GKS 190 Professional
127 GKT 55 GCE Professional

GL

51 GLI VariLED Professional
165 GLL 2 Professional
165 GLL 2-50 P Professional
164 GLL 2-80 P Professional
164 GLL 3-80 P Professional
27 GLJ 10,8 V-LI Professional
170 GLM 50 Professional
170 GLM 80 + R 60 Professional
171 GLM 150 Professional
171 GLM 250 VF Professional

GM

65 GMB 32 Professional
115 GMF 1600 CE Professional
51 GML 20 Professional
51 GML 50 Professional
160 GMS 100 M Professional
160 GMS 120 Professional

GN

107 GNA 2,0 Professional
107 GNA 3,5 Professional
107 GNA 16 (SDS) Professional
89 GNF 20 CA Professional
89 GNF 35 CA Professional
89 GNF 65 A Professional

GO

116 GOF 900 CE Professional
115 GOF 1600 CE Professional
116 GOF 2000 CE Professional
169 GOL 20 D Professional
169 GOL 20 G Professional
169 GOL 26 D Professional
169 GOL 26 G Professional
29 GOP 10,8 V-LI Professional
114 GOP 250 CE Professional
114 GOP 300 SCE Professional
28 GOS 10,8 V-LI Professional

GP

162 GPL 3 Professional
162 GPL 5 Professional
102 GPO 14 CE Professional

GR

175 GR 240 Professional
175 GR 500 Professional
167 GRL 300 HV Professional
167 GRL 300 HVG Professional



Tool index

GR

- 168 GRL 400 H Professional
- 66 GRW 9 Professional
- 66 GRW 11 E Professional

GSA

- 30 GSA 10,8 V-LI Professional
- 49 GSA 18 V-LI Professional
- 54 GSA 36 V-LI Professional
- 135 GSA 1100 E Professional
- 135 GSA 1300 PCE Professional
- 55 GSB 12-2 Professional
- 58 GSB 13 RE Professional
- 38 GSB 14,4 V-LI Professional
- 42 GSB 14,4 VE-2-LI Professional
- 55 GSB 14,4-2 Professional
- 34 GSB 14,4-2-LI Professional
- 58 GSB 16 RE Professional
- 39 GSB 18 V-LI Professional
- 43 GSB 18 VE-2-LI Professional
- 34 GSB 18-2-LI Professional
- 59 GSB 19-2 RE Professional
- 59 GSB 19-2 REA Professional
- 60 GSB 21-2 RCT Professional
- 60 GSB 21-2 RE Professional
- 53 GSB 36 V-LI Professional
- 106 GSC 2,8 Professional
- 32 GSC 10,8 V-LI Professional
- 106 GSC 160 Professional
- 126 GSG 300 Professional
- 81 GSH 3 E Professional
- 81 GSH 5 CE Professional
- 81 GSH 11 E Professional
- 81 GSH 11 VC Professional
- 82 GSH 16-28 Professional
- 82 GSH 16-30 Professional
- 83 GSH 27 VC Professional
- 81 GSH 388 Professional
- 50 GSK 18 V-LI Professional
- 138 GSK 50 Professional
- 138 GSK 64 Professional
- 138 GSK 64-34 Professional
- 163 GSL 2 (standard + premium) Professional
- 105 GSM 200 D Professional
- 139 GSN 90-21 RK Professional
- 139 GSN 90-34 DK Professional
- 139 GSN 100-34 DK Professional
- 24 GSR Mx2Drive Professional
- 66 GSR 6-25 TE Professional
- 67 GSR 6-45 TE Professional
- 67 GSR 6-45 TE + MA 55 Professional
- 66 GSR 6-60 TE Professional
- 25 GSR 10,8-LI Professional
- 25 GSR 10,8-2-LI Professional
- 55 GSR 12-2 Professional
- 36 GSR 14,4 V-LI Professional
- 40 GSR 14,4 VE-2-LI Professional
- 55 GSR 14,4-2 Professional
- 33 GSR 14,4-2-LI Professional
- 37 GSR 18 V-LI Professional
- 41 GSR 18 VE-2-LI Professional
- 55 GSR 18-2 Professional
- 33 GSR 18-2-LI Professional
- 53 GSR 36 V-LI Professional
- 112 GSS 23 A Professional
- 112 GSS 23 AE Professional
- 112 GSS 140 A Professional
- 112 GSS 230 AE Professional
- 113 GSS 280 AE Professional

GST

- 48 GST 14,4 V-LI Professional
- 48 GST 18 V-LI Professional
- 107 GST 25 Metal Professional
- 125 GST 90 BE Professional
- 125 GST 90 E Professional
- 124 GST 140 BCE Professional
- 124 GST 140 CE Professional
- 125 GST 150 BCE Professional
- 125 GST 150 CE Professional
- 106 GSZ 160 Professional

GTA

- 148 GTA 60 W Professional
- 148 GTA 600 Professional
- 145 GTA 2500 W Professional
- 145 GTA 3800 Professional
- 148 GTA 6000 Professional
- 70 GTD 1 Professional
- 138 GTK 40 Professional
- 166 GTL 3 Professional
- 144 GTM 12 Professional
- 69 GTR 30 CE Professional
- 146 GTS 10 J Professional
- 147 GTS 10 XC Professional

GUS

- 30 GUS 10,8 V-LI Professional

GWB

- 65 GWB 10 RE Professional
- 26 GWB 10,8-LI Professional
- 26 GWI 10,8 V-LI Professional
- 94 GWS 7-115 Professional
- 94 GWS 7-115 E Professional
- 94 GWS 7-125 Professional
- 95 GWS 8-115 Z Professional
- 95 GWS 9-115 Professional
- 95 GWS 9-125 Professional
- 95 GWS 10-125 Z Professional
- 95 GWS 11-125 Professional
- 96 GWS 12-125 CI Professional
- 96 GWS 12-125 CIE Professional
- 98 GWS 14-125 Inox Professional
- 96 GWS 15-125 CI Professional
- 96 GWS 15-125 CIE Professional
- 97 GWS 15-125 CIEH Professional
- 97 GWS 15-125 CIH Professional
- 97 GWS 15-125 CIT Professional
- 98 GWS 15-125 CITH Professional
- 97 GWS 15-150 CI Professional
- 98 GWS 15-150 CIH Professional
- 47 GWS 18 V-LI Professional
- 100 GWS 22-180 JH Professional
- 99 GWS 22-180 LVI Professional
- 100 GWS 22-230 JH Professional
- 99 GWS 22-230 LVI Professional
- 101 GWS 24-180 JH Professional
- 99 GWS 24-180 LVI Professional
- 101 GWS 24-230 JH Professional
- 102 GWS 24-230 JVX Professional
- 99 GWS 24-230 LVI Professional
- 102 GWS 24-300 J + SDS Professional
- 101 GWS 26-180 JH Professional
- 100 GWS 26-180 LVI Professional
- 101 GWS 26-230 JH Professional
- 100 GWS 26-230 LVI Professional

L

- 177 Laser target
- 177 Laser target (blue)
- 177 Laser target (red)
- 177 Laser viewing glasses (green)
- 177 Laser viewing glasses (red)
- 172 LR 1 Professional
- 172 LR 1G Professional
- 173 LR 2 Professional

MA

- 67 MA 55 Professional

N

- 178 Non-rechargeable battery housing

R

- 180 R 60 Professional
- 173 RC 1 Professional
- 173 RC 2 Professional

S

- 88 S 500 A Professional

T

- 174 5/8" - 1/4" tripod adapter

W

- 176 Wall mount/Alignment unit
- 176 WM 4 Professional

All you need to know about Bosch Power Tools.

Bosch Manufacturer's Guarantee (Applicable from 01.09.2004)

All Bosch power tools, pneumatic tools and measuring tools are carefully checked, tested and are subject to the stringent controls of Bosch Quality Assurance. Bosch therefore offers a guarantee for Bosch power tools, pneumatic tools and measuring tools. Your warranty claim based on your sales contract with the retailer, including your statutory rights, shall not be affected by this guarantee.

We offer a guarantee for these tools in accordance with the following conditions:

1. Our guarantee in accordance with the following provisions (nos. 2–7) provides for the correction of deficiencies to the tool, at no charge, if it can be verified to the satisfaction of the Bosch Service Centre that the deficiencies were caused by a material or manufacturing fault within the guarantee period.
2. The guarantee period is 24 months or, in the case of commercial or professional use, twelve months. The guarantee period begins from the time the tool is purchased from new. The starting date is the date on the original sales receipt. For all professional blue power tools and measuring tools bought on or after 01.09.2004 (with the exception of high-frequency tools, production cordless screwdrivers and pneumatic tools), the guarantee period shall be extended to 36 months if you register these tools within four weeks after the date of purchase. Battery packs and battery chargers as well as supplied accessories are excluded from this guarantee extension. Registration can only be made via the internet at www.bosch-professional.com/ warranty. The registration form, which must be stored and/or printed out immediately, and the original receipt of purchase that displays the date of purchase, are necessary to validate any claim. Registration shall only be possible if you agree to the storage of the data entered (conditions of use will be explained on the site).
3. The guarantee does not cover:
 - Components that are subject to wear caused by use or other natural wear and defects on the tool caused by use or other natural wear.
 - Defects in the tool caused by non-compliance with the operating instructions, improper use, abnormal environmental conditions, inappropriate operating conditions, overload or insufficient servicing or maintenance.
 - Defects caused by using accessories, components or spare parts other than original Bosch parts.

- Tools to which changes or additions have been made.
- Slight deviations from the specified quality that do not affect the value and functionality of the tool.

4. Defects recognised by us as being covered by the guarantee shall be corrected either by means of repair of the faulty tool free of charge or by replacement with a tool in perfect working order (this may possibly be a later model). Retained tools for which a replacement has been provided shall become our property.
5. The guarantee claim must be lodged within the guarantee period. This requires the submission or sending of the complete tool in question with the original sales receipt, which must indicate the purchase date and the product designation, to the retailer or to one of the Customer Service points named in the Operating Instructions. If a claim is made within the 36-month guarantee period based on the above mentioned registration, the downloaded and printed registration form must also be submitted. Partially or completely disassembled tools cannot be submitted or forwarded in the case of a guarantee claim. If you elect to send the tool to a retailer or to a Customer Service point, you shall bear the costs of transport and shall carry the transport risk.
6. Claims other than the right to correction of faults in the tool named in these guarantee conditions are not covered by our guarantee.
7. Services provided under guarantee do not lengthen or renew the guarantee period for the tool.

The above guarantees apply to tools that are bought and used in Europe.

German law shall apply to this guarantee to the exclusion of the UN Convention on the International Sale of Goods (CISG) in so far as this is permitted by national legislation.

Robert Bosch GmbH
Power Tools Division
70745 Leinfelden-Echterdingen
Germany

General

We reserve the right to amend technical specifications. Drawings and recommended prices are non-binding. No liability is accepted for printing errors.

Conformity

All electric, measuring and pneumatic power tools listed in this catalogue comply with the EU Directives 2006/95/EC, 2006/42/EC, 2004/108/EC, 2000/14/EC, where these directives apply.

Noise/vibration information:

Detailed specifications for each power tool can be found at www.bosch-professional.com.

Insulation

The Bosch power tools listed are double-insulated or protectively earthed. Additional safety, even when a live wire is accidentally damaged, is assured by full insulation which is featured in many Bosch power tools.

ISO certification

All electric and pneumatic power tools listed in this catalogue are manufactured in factories which have been certified to ISO 9001. All tools comply with S.A.B.S. regulations.

Weight specifications

All weight specifications comply with EPTA Procedure 01/2003.

Your success is our goal



Josef M. Ortolf, Senior Vice President
Product Group Bosch Blue Europe, Near/Middle East and Africa

Symbols and their meaning



Bosch SDS System
Fast, tool-free changing of accessories.



Lithium-ion technology
No self-discharge.
No memory effect.



Dust extraction
Directly into the integral dust bag on the machine and/or using an all-purpose dust extractor.



Removable cable



Shock warning
Prevents levelling errors in the event of shocks or vibrations.



Easy-Fit
A perfect fit for paper with a Velcro-type fastening and for rolls of paper.



Direct cooling and additional air inlets
For high overload capability.



Keyless chuck
Fast, tool-free changing of accessories.



SDS quick-change motor
Fast, tool-free changing of the motor unit.



Brake system
The brake reduces the run-out time of the disc by up to 80%.



Starting current limitation
For a safe start.



Saw blade pendulum action
Adjustable 3-stage or 4-stage saw blade pendulum action.



SDS-plus toolholder
Optimum power transfer. For rotary hammers in the 2 to 4 kg class.



KickBack Stop
More protection: the tool shuts down when jammed.



Turbo Blower
Blower for optimum view of the cutting line.



Handle



SDS-max toolholder
Optimum power transfer. For rotary hammers and demolition hammers from the 5 kg class onwards.



"Plus-clean" system
Electromagnetic filter cleaning for clean filter surfaces and permanent suction power.



Restart protection
Prevents the tool from automatically starting up after a power cut.



Inox
For a perfect finish on stainless steel.



Electronic
Speed preselection for adjusting to suit any application.



Fine depth adjustment
Scale accurate to 1/10 mm for precise routing work.



Guide rail
For precise cuts.



Carrying case



Constant Electronic
Power booster for heavy loads. Constant speed, even under load.



2-stage switch



Anti-rotation protective guard
Stands firm, even if the disc breaks.



L-BOXX-ready
Inlay can be used in L-BOXX.



Torque Control
Torque preselection for uniform screwdriving of a large number of screws.



Grinding spindle thread



Spindle lock
Quick, easy changing of discs/accessories.



L-BOXX
Intelligent system for transport and storage.



Precision Control
For precise cuts at accurate angles.



Antirotation
Interruption of power transfer.



Sanding pad diameter



Watts



Overload clutch



Aluminium
Light metal components.



2-SPEED
2-speed gearbox.



Volts



Forward/reverse rotation
For inserting and removing screws.



Weight



Velcro-type fastening



Chip clearance



Vibration Control
Patented vibration damping system.



Turbo Power
More power for faster working.



Woodrazor
Extremely sharp blades and an exact fit.



Laser class 3R
Laser class for various measuring tools.



Laser class 2
Laser class for measuring tools.



Auto-Lock
For fastest possible tool changes with one hand.



Full Force Technology
For flush driven nails even at high firing frequency.



Wood Protection System
For optimum workpiece protection.



QR-Code
The code squares can be scanned using web-enabled smartphones and a suitable app. This will deliver moving pictures, e.g. videos, directly to your mobile.

We take care of worn-out power tools.

Retired Bosch power tools, battery chargers and battery packs will be accepted free of charge for recycling at your nearest civic amenity centre. Alternatively your dealer will accept power tools & batteries free of charge for recycling on a like for like basis, i.e. a drill for a drill or a nicad battery for a new nicad battery. This means today that more than 80% of a power tool can be reused. Environmental protection in which you can take an active part.

Bosch Customer Care Team**Telephone 0180-333 57 99****Competent answers to all your queries**

The Bosch Customer Care Team answers all your queries concerning the use of professional blue power tools from Bosch – quickly and in a customer-friendly manner.

More information about Bosch Power Tools

www.bosch-professional.com

Robert Bosch
Power Tools Division
Postfach 10 01 56
70745 Leinfelden-Echterdingen
Germany

www.bosch-professional.com

1619BR5430 · SOV engl · Printed in Germany ·
Imprimé en Allemagne · Subject to technical alterations.
No liability is accepted for printing errors.



1619BR5430001